



Annual Accounts

2015-2016

Together with Separate Audit Report
of CAG and Management's Reply



Protection of Plant Varieties and Farmers' Rights Authority

Department of Agriculture, Cooperation and Farmers Welfare
Ministry of Agriculture and Farmers Welfare

Government of India

NASC Complex, DPS Marg, Opp- Todapur Village,
New Delhi-110 012

www.plantauthority.gov.in



ANNUAL ACCOUNTS 2015-16



Protection of Plant Varieties & Farmers' Rights Authority

Department of Agriculture, Co-operation & Farmers Welfare
Ministry of Agriculture & Farmers Welfare Government of India
S-2, A-Block, NASC Complex, DPS Marg,
Opp. Todapur Village, New Delhi

CONTENTS

Sl. No.	Description	Page No.
1.	Balance Sheet	1
2.	Income and Expenditure Account	2
3.	Receipt & Payment Account	3-4
4.	Schedules of Balance Sheet	5-15
5.	Schedules of Income & Expenditure Account	16-22
6.	Prior Period Adjustment Account (Annexure A)	23
7.	Details of Amount Receivable from Existing DUS Centres (Annexure B)	24-28
8.	Details of Amount Payable to Existing DUS Centres (Annexure C)	29
9.	Details of Amount Receivable from New DUS Centres (Annexure D)	30-33
10.	Details of Amount Payable to New DUS Centres (Annexure E)	34
11.	Details of Amount Receivable from Referral Laboratories (Annexure F)	35
12.	Details of Amount Receivable from Field Gene Bank and Field Gene Bank (Annexure G)	36
13.	Details of Amount Payable to Gene Bank and Field Gene Banks (Annexure H)	37
14.	Advance to Training Centres (Annexure I)	38-50
15.	Advance to Outsiders (Annexure J)	51
16.	Advance to Staff (Annexure K)	52
17.	Statutory Liabilities Paid (Annexure L/I)	53
18.	Other Remmitances (Annexure L/II)	54
19.	Refund of Advance from Training Centres (Annexure M)	55
20.	Significant Accounting Policies of PPV & FRA (Schedule 24)	56-58
21.	Contingent Liabilities & Notes to Accounts (Schedule 25)	59-63
22.	Separate Audit Report of C & AG	64-68
23.	Management's Reply	69-74

PROTECTION OF PLANT VARIETIES AND FARMERS' RIGHTS AUTHORITY

ANNUAL ACCOUNTS 2015-16


BALANCE SHEET AS AT 31st March, 2016

Amount (In Rs.)

CORPUS / CAPITAL FUND AND LIABILITIES	Schedule	Current Year	Previous Year
CORPUS / CAPITAL FUND	1	28,53,60,795	19,20,05,727
RESERVES AND SURPLUS	2	-	-
EARMARKED/ENDOWMENT FUNDS	3	-	-
SECURED LOANS AND BORROWINGS	4	-	-
UNSECURED LOANS AND BORROWINGS	5	-	-
DEFERRED CREDIT LIABILITIES	6	-	-
CURRENT LIABILITIES AND PROVISIONS	7	15,28,45,257	11,19,07,885
TOTAL		43,82,06,052	30,39,13,612
ASSETS			
FIXED ASSETS	8(A)	2,99,77,679	2,95,48,719
Less: Accumulated Depreciation		2,41,39,774	2,29,26,480
NET FIXED ASSETS		58,37,905	66,22,239
CAPITAL WORK IN PROGRESS	8(B)	1,78,38,219	1,78,38,219
INVESTMENTS-FROM EARMARKED/ENDOWMENT FUNDS	9	-	-
INVESTMENTS-OTHERS	10	-	-
CURRENT ASSETS, LOANS ADVANCES ETC.	11	41,45,29,928	27,94,53,154
MISCELLANEOUS EXPENDITURE (to the extent not written off or adjusted)			
TOTAL		43,82,06,052	30,39,13,612
SIGNIFICANT ACCOUNTING POLICIES	24		
CONTINGENT LIABILITIES AND NOTES ON ACCOUNTS	25		


 J.P. SINGH
 Financial Advisor, PPV & FRA, Govt. of India
 NASC Complex, New Delhi-110012


 R. C. AGRAWAL
 Registrar General, PPV & FRA, Govt. of India
 NASC Complex, New Delhi-110012


 R. R. HANCHINAL
 Chairperson, PPV & FRA, Govt. of India
 NASC Complex, New Delhi-110012

INCOME AND EXPENDITURE ACCOUNT FOR THE YEAR ENDED 31st March 2016

Amount (In Rs.)

Income	Schedule	AUTHORITY FUND		GENE FUND	
		2015-16	2014-15	2015-16	2014-15
Income from Sales/ Services	12	-	-	-	-
Grants/Subsidies	13	15,81,15,040	15,92,47,151	1,85,00,000	85,00,000
Fees/Subscriptions	14	2,98,49,800	2,34,34,050	76,65,296	53,16,755
Income from Investments	15	-	-	-	-
Income from Royalty, Publication etc.	16	-	-	-	-
Interest Earned	17	1,42,88,012	90,89,595	23,11,840	19,02,950
Other Income	18	6,01,580	5,92,111	-	24,750
Increase/(Decrease) in stock of Finished goods and works in progress	19	-	-	-	-
Deferred Income (Depreciation on fixed asset)		12,13,294	19,64,351		-
Prior period Adjustment A/c (Annexure-A)		55,43,859	-	13,04,000	(62,776)
TOTAL (A)		20,96,11,585	19,43,27,258	2,97,81,136	1,56,81,679
EXPENDITURE					
Establishment Expenses	20	4,91,52,403	4,43,66,494	-	-
Other Administrative Expenses etc.	21	4,54,15,679	4,29,38,870	-	-
Expenditure on Grants, Subsidies etc.	22	4,94,60,328	7,69,77,128	-	-
Interest	23	10,985	8,223	630	762
Depreciation including Impairment Loss (Net Total at the year-end-corresponding to Schedule 8)		12,13,294	19,64,351	-	-
Prior period Adjustment A/c (Annexure-A)		-	10,21,682	-	-
TOTAL (B)		14,52,52,689	16,72,76,748	630	762
Balance being excess of Income Over Expenditure (A-B)		6,43,58,896	2,70,50,510	2,97,80,506	1,56,80,917
Transfer to special Reserve (Specify each)		-	-	-	-
Transfer to /from General Reserve		-	-	-	-
BALANCE BEING SURPLUS (DEFICIT) CARRIED TO CORPUS/CAPITAL FUND		6,43,58,896	2,70,50,510	2,97,80,506	1,56,80,917
SIGNIFICANT ACCOUNTING POLICIES	24				
CONTINGEMENT LIABILITIES AND NOTES ON ACCOUNTS	25				


 J.P. SINGH
 Financial Advisor, PPV & FRA, Govt. of India
 NASC Complex, New Delhi-110012


 R. C. AGRAWAL
 Registrar General, PPV & FRA, Govt. of India
 NASC Complex, New Delhi-110012


 R. R. HANCHINAL
 Chairperson, PPV & FRA, Govt. of India
 NASC Complex, New Delhi-110012

RECEIPTS AND PAYMENTS FOR THE YEAR ENDED 31st MARCH, 2016


Amount (In Rs.)

ANNUAL ACCOUNTS 2015-16

RECEIPTS	Current Year	Previous Year	PAYMENTS	Current Year	Previous Year
1. Opening Balances			1. Expenses		
a) Imprest (Cash In hand)	44,593	15,000	a) Establishment Expenses	2,01,67,178	2,28,87,246
b) Bank Balances			b) Administrative Expenses	2,15,06,248	1,88,64,275
State Bank of India (Including Mod)	6,49,78,652	3,18,54,153			
Syndicate Bank	74,53,097	26,29,758	2. Payments made against funds		
Remittance in Transit	19,630	34,372	a) Existing DUS Centres (Annexure-B&C)	3,91,79,207	3,35,98,052
SBI (Gene Fund)	2,41,57,718	1,60,10,435	b) New DUS Centres (Annexure-D&E)	2,15,16,314	2,65,58,725
Guwahati Bank	19,910	14,409	c) Referral Labs (Annexure-F)	-	-
Ranchi Bank	3,024	2,498	d) Field Gene Bank (Annexure-G&H)	31,13,386	29,14,030
2. Grants received from Government of India	15,85,44,000	16,00,00,000	3. Expenditure on fixed Assets and Capital Work in Progress		
			a) Purchase of Fixed Assets(Authority)	428,960	752,849
3. Interest Received On Bank deposits			b) Expenditure on Capital Work-in-Progress	-	-
Gene Fund	18,58,911	12,50,057	4. Advance to Training Centres (Annexure-I)	2,79,98,875	2,55,26,098
Authority Fund (Incl Branches)	68,53,854	64,38,698	5. Contribution to Organisation/institution	-	31,39,654
4. Assistance from FAO for organizing International Workshop	-	3,71,940	6. Advance to outsiders (Annexure-J)	9,78,591	20,86,244
5. Advance for construction of Plant Protection Bhawan	-	5,00,00,000	7. Refilling of Franking Machine	2,50,000	1,00,000
6. Capital Account (Authority Fund)	2,10,000	-	8. Contribution to Gene Fund	1,85,00,000	85,00,000
7. Refund of Advance from Training Centres (Annexure-M)	4,44,293	4,90,995	9. Advance to Staff (Annexure-K)	10,17,900	22,93,693
8. Refund of Advance for Development of DUS Guidelines (New DUS Centre)	3,04,783	1,59,869	10. Finance Charges	11,729	8,985
9. Refund of Advance from Staff (Annexure-N)	2,19,197	6,92,199	11. Fixed Deposit	13,16,50,000	14,82,41,286
10. Fees / Subscriptions/ Other Income			12. Reversal of Stale Demand Draft		
Application/Registration Fees	1,53,04,600	42,74,000			
PVJ Subscription Fees	1,41,600	1,06,100			


J.P. SINGH
Financial Advisor, PPV & FRA, Govt. of India
NASC Complex, New Delhi-110012



R. C. AGRAWAL
Registrar General, PPV & FRA, Govt. of India
NASC Complex, New Delhi-110012


R. R. HANCHINAL
Chairperson, PPV & FRA, Govt. of India
NASC Complex, New Delhi-110012

RECEIPTS	Current Year	Previous Year	PAYMENTS	Current Year	Previous Year
Fees for Notice of Opposition	-	4,500	Gene Fund	8,63,279	60,000
Annual Fees (Including Share from sale of Seeds)-Gene Fund	87,92,574	50,40,755	Authority Fund	70,410	-
Annual Fees - Authority	8,000	-			
Sale of Old Newspapers, Scrap	2,908	7,044	13. Statutory Liabilities Paid (Annexure-L-I)	42,10,718	45,58,621
DUS Test Fees	1,24,30,000	1,89,57,000			
Other Income	1,55,961	25,296	14. Other Remittances (Annexure-L-II)	218,520	-
Reversal of TDS deducted	52,242	-			
Annual Renewal Fees	18,21,000	-	15. Closing Balances		
Sale of Publications	-	1,890	Imprest (Cash In hand)		
Inspection Fees	5,000	-	Authority	25,000	25,000
Excess credit given by Bank	2,24,608	-	Ranchi Branch	52	19,593
Contribution from Authority Fund	1,85,00,000	-	Guwahati Branch	767	-
Advance for Various Fees	-	19,70,000	b) Bank Balances (Including MOD)		
Prior Period Account	20,996	-	i) State Bank of India	5,22,71,445	6,49,78,652
			ii) Syndicate Bank	3,29,76,805	74,53,097
11. Encashment of FD	10,64,21,975	9,61,13,152	iii) Bank in Transit	-	19,630
12. CPF Recurring Deposit	1,44,000	-	iv) SBI (Gene Fund)	5,21,61,780	2,41,57,718
13. Reversal of Stale Cheques	38,557	302,262	v) Guwahati Bank	32,433	19,910
			vi) Ranchi Bank	26,086	3,024
TOTAL	42,91,75,683	39,67,66,382	TOTAL	42,91,75,683	39,67,66,382


 J.P. SINGH
 Financial Advisor, PPV & FRA, Govt. of India
 NASC Complex, New Delhi-110012


 R. C. AGRAWAL
 Registrar General, PPV & FRA, Govt. of India
 NASC Complex, New Delhi-110012


 R. R. HANCHINAL
 Chairperson, PPV & FRA, Govt. of India
 NASC Complex, New Delhi-110012

SCHEDULES FORMING PART OF BALANCE SHEET AS AT 31st March, 2016


Amount (In Rs.)

ANNUAL ACCOUNTS 2015-16

	Current Year		Previous Year	
Schedule 1-Corpus/Capital Fund :				
A. Authority Fund				
Balance as per Beginning of the year	15,26,12,538		12,67,73,530	
Add:- Contribution towards Authority Fund	4,28,960		7,52,849	
Less:-Deduction on account of Depreciation	(12,13,294)		(19,64,351)	
Add/(Deduct) : Balance of net Income/(Expenditure) transferred from the Income and Exp.A/c	6,43,58,896	21,61,87,100	2,70,50,510	15,26,12,538
B. Gene Fund				
Balance as per Beginning of the year	3,93,93,189		2,37,12,272	
Add:- Contribution towards Corpus/Capital Fund	-		-	
Add/(Deduct) : Balance of net Income/(Expenditure) transferred from the Income and Exp.A/c	2,97,80,506	6,91,73,695	1,56,80,917	3,93,93,189
BALANCE AS AT THE YEAR-END		28,53,60,795		19,20,05,727
Schedule 2-Reserves And Surplus :				
1. Capital Reserves :				
As per Last Account	-		-	
Addition during the year	-		-	
Less :- Deduction during the year	-	-	-	-
2. Revaluation Reserve :				
As per Last Account	-		-	
Addition during the year	-		-	
Less :- Deduction during the year	-	-	-	-
3. Special Reserves :				
As per Last Account	-		-	
Addition during the year	-		-	
Less :- Deduction during the year	-	-	-	-
4. General Reserve :				
As per Last Account	-		-	
Addition during the year	-		-	
Less :- Deduction during the year	-	-	-	-
TOTAL		-		-


J.P SINGH
Financial Advisor, PPV & FRA, Govt. of India
NASC Complex, New Delhi-110012



R. C. AGRAWAL
Registrar General, PPV & FRA, Govt. of India
NASC Complex, New Delhi-110012


R. R. HANCHINAL
Chairperson, PPV & FRA, Govt. of India
NASC Complex, New Delhi-110012

	Current Year		Previous Year	
Schedule 3-EARNMARKED/ENDOWMENT FUNDS				
A) Opening Balance of the Funds	-		-	
B) Addition to the Funds	-		-	
1) Donation/grants	-		-	
2) Income from investment made on account of funds	-		-	
3) other additions(specify nature)	-		-	
TOTAL (A+B)				
C) Utilisation /Expenditure towards objective of funds				
1) Capital Expenditure	-		-	
Fixed Assets				
Other				
2) Revenue Expenditure	-		-	
Salaries, Wages and Allowance				
Rent				
Other Administrative expense				
TOTAL (C)	-		-	
NET BALANCE AS AT THE YEAR ENDED (A+B-C)	-		-	



J.P SINGH
Financial Advisor, PPV & FRA, Govt. of India
NASC Complex, New Delhi-110012




R. C. AGRAWAL
Registrar General, PPV & FRA, Govt. of India
NASC Complex, New Delhi-110012




R. R. HANCHINAL
Chairperson, PPV & FRA, Govt. of India
NASC Complex, New Delhi-110012

	Current Year		Previous Year	
Schedule 4-SECURED LOANS AND BORROWINGS				
1. Central Government			-	-
2. State Government (Specific)			-	-
3. Financial Institutions				
a. Term Loans	-		-	
b. Interest accrued and Due	-	-	-	-
4. Banks				
a. Terms Loans	-		-	
b. Other Loans (Specific)	-	-	-	-
5. Other Institutions and Agencies			-	-
6. Debentures and Bonds			-	-
7. Others			-	-
Total			-	-


 J.P SINGH
 Financial Advisor, PPV & FRA, Govt. of India
 NASC Complex, New Delhi-110012


 R. C. AGRAWAL
 Registrar General, PPV & FRA, Govt. of India
 NASC Complex, New Delhi-110012


 R. R. HANCHINAL
 Chairperson, PPV & FRA, Govt. of India
 NASC Complex, New Delhi-110012

Amount (In Rs.)

	Current Year	Previous Year
Schedule 5- UNSECURED LOANS AND BORROWINGS		
1. Central Government	-	-
2. State Government (Specific)	-	-
3. Financial Institutions	-	-
4. Banks		
a. Terms Loans	-	-
b. Other Loans (Specific)	-	-
5. Other Institutions and Agencies	-	-
6. Debentures and Bonds	-	-
7. Fixed Deposit	-	-
8. Others	-	-
Total	-	-
SCHEDULE 6 DEFERRED CREDIT LIABILITIES		
	Current Year	Previous Year
A) Acceptances secured by hypothecation of capital equipment & other assets	-	-
B) Others	-	-
Total	-	-



J.P. SINGH
Financial Advisor, PPV & FRA, Govt. of India
NASC Complex, New Delhi-110012



R. C. AGRAWAL
Registrar General, PPV & FRA, Govt. of India
NASC Complex, New Delhi-110012




R. R. HANCHINAL
Chairperson, PPV & FRA, Govt. of India
NASC Complex, New Delhi-110012

	Current Year		Previous Year	
Schedule 7-CURRENT LIABILITIES & PROVISIONS				
A. Current Liabilities				
1. Acceptances	-		-	
2. Sundry Creditors				
a) For Goods	-		20,000	
b) For Others	-			
c) For Staff				
Salary Outstanding	10,02,681		13,46,042	
Wages outstanding	-		5,789	
Expenses Outstanding	1,86,372		5,86,133	
Common Service Charges Outstanding	-		-	
Liability for T.A	1,000		15,228	
Liability for Medical Expenses	-		-	
Liability for Existing DUS Centres	9,25,930		6,15,429	
Liability for New DUS Centres	7,19,206		9,72,062	
Liability for Field Gene Bank	1,47,661		41,247	
Liability for Training	-	29,82,850		36,01,930
3. Advances Received				
Advance for Annual Fees	1,40,000		1,40,000	
Annual Fees Refundable	96,000		96,000	
Wrongly Credited by Bank	2,24,613		-	
Advance for Application Fees/Registration Fees	-		20,000	
Advance for Various fees	19,10,000		1,910,000	
Advance for PVJ Fees	53,600		53,600	
Security Against Tender	1,30,000	25,54,213	1,30,000	23,49,600
4. Interest accrued but not due on				
a) Secured Loans / borrowings	-			
b) Unsecured Loans / borrowings	-			
5. Statutory Liabilities				
a) Overdue	-		-	
b) Other				
TDS	1,93,393		98,779	
New Pension Scheme	1,45,280		1,55,087	
License Fees	8,733		9,233	
G.P.F	52,000		87,000	
GPF Loan 2	-		-	
C.P.F	16,000		16,000	
Professional tax	208		208	


J.P. SINGH
 Financial Advisor, PPV & FRA, Govt. of India
 NASC Complex, New Delhi-110012


R. C. AGRAWAL
 Registrar General, PPV & FRA, Govt. of India
 NASC Complex, New Delhi-110012


R. R. HANCHINAL
 Chairperson, PPV & FRA, Govt. of India
 NASC Complex, New Delhi-110012

	Current Year		Previous Year	
Others	-		11,125	
HBA	-		6,355	
CGHS	-		325	
CGEGIS	2,284	4,17,898	1,925	3,86,037
6. Other current Liabilities				
Amount Payable to Gene Fund	1,68,06,196		2,83,516	
Advance for Construction of plant protection bhawan	5,00,00,000		5,00,00,000	
C.PF Fund A/c	3,36,000		1,44,000	
Liability for DUS Test Fees	3,16,12,000	9,87,54,196	3,16,12,000	8,20,39,516
TOTAL (A)		10,47,09,157		8,83,77,083
B. Provisions				
1. For Taxation	-			
2. Gratuity	21,00,158		16,94,211	
3. Superannuation/Pension	-		-	
4. Accumulated Leave Encashment	23,35,942		18,91,816	
5. Trade Warranties / Claims	-		-	
6. Expenses against the Grants Given to Various Centers	2,33,00,000		85,00,000	
7. Expenses against Training & Awareness Programme	2,04,00,000	4,81,36,100	1,14,44,775	2,35,30,802
TOTAL (B)		4,81,36,100		2,35,30,802
TOTAL (A+B)		15,28,45,257		11,19,07,885


 J.P. SINGH
 Financial Advisor, PPV & FRA, Govt. of India
 NASC Complex, New Delhi-110012


 R. C. AGRAWAL
 Registrar General, PPV & FRA, Govt. of India
 NASC Complex, New Delhi-110012


 R. R. HANCHINAL
 Chairperson, PPV & FRA, Govt. of India
 NASC Complex, New Delhi-110012

SCHEDULE - 8 - FIXED ASSETS

Amount (In Rs.)


DESCRIPTION	GROSS BLOCK			DEPRECIATION			NET BLOCK				
	Cost/valuation at beginning of the year	Additions during the year	Deduction during the year	Cost/valuation at the year end	As at the beginning of the year	Depreciation during the year	Impairment Loss	On deduction during the year	Total up to the year end	As at the Current year end	As at the previous year end
A. FIXED ASSETS											
1 LAND											
a. FreeHold	-	-	-	-	-	-	-	-	-	-	-
b. Leasehold	-	-	-	-	-	-	-	-	-	-	-
2 BUILDING											
a. On FreeHold Land	-	-	-	-	-	-	-	-	-	-	-
b. On Leasehold Land	-	-	-	-	-	-	-	-	-	-	-
c. Ownership Flats/premises	-	-	-	-	-	-	-	-	-	-	-
d. Superstructures on land not belonging to the entity	13,44,654	-	-	13,44,654	4,69,576	87,508	-	-	5,57,084	7,87,570	8,75,078
3 PLANT MACHINERY & EQUIPMENT	28,84,197	2,77,010	-	31,61,207	15,91,435	1,97,475	-	-	17,88,910	13,72,297	12,92,762
4 VEHICLES	4,43,383	-	-	4,43,383	3,65,304	11,712	-	-	3,77,016	66,367	78,079
5 FURNITURE, FIXTURES	36,60,449	1,06,795	14,287	37,52,957	12,54,870	2,50,495	-	8,094	14,97,271	22,55,686	24,05,579
6 OFFICE EQUIPMENT	16,54,120	24,287	-	16,78,407	5,52,520	1,14,007	-	(8,094)	6,74,621	10,03,786	11,01,600
7 COMPUTER/ PERIPHERALS	1,62,56,911	11,355	-	1,62,68,266	1,54,79,573	4,73,216	-	-	1,59,52,789	3,15,477	7,77,338
8 LIBRARY BOOKS	23,48,857	23,800	-	23,72,657	23,48,857	23,800	-	-	23,72,657	-	-
9 TUBEWELLS & W.SUPPLY	-	-	-	-	-	-	-	-	-	-	-
10 OTHER FIXED ASSETS (SOFTWARE CD'S)	9,56,148	-	-	9,56,148	8,64,346	55,081	-	-	9,19,427	36,721	91,802
Total of Current year	2,95,48,719	4,43,247	14,287	2,99,77,679	2,29,26,480	12,13,294	-	(0)	2,41,39,774	58,37,905	66,22,239
Previous year	2,88,46,845	7,52,849	50,975	2,95,48,719	2,10,04,948	19,64,351	-	42,819	2,29,26,480	66,22,239	78,41,897
B. CAPITAL WORK-IN-PROGRESS											
TOTAL										1,78,38,219	1,78,38,219
										2,36,76,124	2,44,60,458


J.P. SINGH
 Financial Advisor, PPV & FRA, Govt. of India
 NASC Complex, New Delhi-110012


R. C. AGRAWAL
 Registrar General, PPV & FRA, Govt. of India
 NASC Complex, New Delhi-110012


R. R. HANCHINAL
 Chairperson, PPV & FRA, Govt. of India
 NASC Complex, New Delhi-110012

	Current Year	Previous Year
SCHEDULE -9 INVESTMENTS FROM EARMARKED/ENDOWMENT FUNDS		
1. In Government Securities	-	-
2. Other approved Securities	-	-
3. Shares	-	-
4. Debentures and Bonds	-	-
5. Subsidiaries & Joint Ventures	-	-
6. Others(to be specified)	-	-
Total	-	-
SCHEDULE -10 INVESTMENTS --OTHER		
1. In Government Securities	-	-
2. Other approved Securities	-	-
3. Shares	-	-
4. Debentures and Bonds	-	-
5. Subsidiaries & Joint Ventures	-	-
6. Others(to be specified)	-	-
Total	-	-



J.P SINGH
Financial Advisor, PPV & FRA, Govt. of India
NASC Complex, New Delhi-110012



R. C. AGRAWAL
Registrar General, PPV & FRA, Govt. of India
NASC Complex, New Delhi-110012




R. R. HANCHINAL
Chairperson, PPV & FRA, Govt. of India
NASC Complex, New Delhi-110012

	Current Year		Previous Year	
Schedule 11-CURRENT ASSETS,LOANS AND ADVANCES ETC				
A. Current Assets.				
1. Inventories				
a) Stores & Spares	-		-	
b) Loose Tools	-		-	
c) Stock-in-Trade				
Finished Goods	-		-	
Works-in-progress	-		-	
Raw Material	-	-	-	-
2. Sundry Debtors				
a) Debts outstanding for a period exceeding six months	-		-	
b) Others	-	-	-	-
3. Cash balance in hand (include cheque/draft/imprest/Stamps in Hand)				
Imprest	22,815		44,593	
Cash in hand	-			
Stamps in Hand	1,25,976	1,48,791		44,593
4. Bank Balance				
a) with Scheduled Banks				
" On Current accounts(including MOD) "				
Authority Fund (SBI)	8,44,66,906		6,49,78,652	
Gene fund (SBI)	5,21,61,779		2,41,57,718	
On Deposit Accounts				
Gene Fund	-		16,020,164	
Authority Fund (including interest)	13,41,63,071		8,96,15,779	
On Saving Accounts				
Syndicate Bank(Auhtority)	56,83,663		74,53,097	
SBI (Guwahati)	32,433		19,910	
SBI (Ranchi)	26,086		3,024	
Remittance In Transit	-	27,65,33,938	19,630	20,22,67,974
b) With non scheduled Banks				
On Current accounts	-		-	
On Deposit Accounts	-		-	
On Saving Accounts	-	-	-	-
Total (A)		27,66,82,729		20,23,12,567

Contd..


 J.P SINGH
 Financial Advisor, PPV & FRA, Govt. of India
 NASC Complex, New Delhi-110012


 R. C. AGRAWAL
 Registrar General, PPV & FRA, Govt. of India
 NASC Complex, New Delhi-110012



 R. R. HANCHINAL
 Chairperson, PPV & FRA, Govt. of India
 NASC Complex, New Delhi-110012

	Current Year		Previous Year	
Schedule 11-CURRENT ASSETS, LOANS AND ADVANCES ETC				
B. Loans Advance & Other Assets				
1. Loans:				
a) Staff	74,124		3,18,133	
b) Other Entities engaged in activities/ objective similar to that of the Entity	-		-	
c) Others(Advance to GPO)	70	74,194	89,438	4,07,571
2. Advances & other amounts recoverable in cash or in kind or for value to be received				
a) On capital Account				
Advance for Construction of Authority Bhawan	52,16,630		52,16,630	
b) Prepayments				
Miscellaneous Advance	-		-	
Advance to HCL Info System Ltd.	-		-	
Advance to Shara Net Corporation	-		-	
Prepaid expenses	38,633		55,243	
Advance Against DUS Test Fees	77,36,500		77,36,500	
Advance for training	3,51,29,568		1,96,91,746	
Advance to outsiders	6,32,560		6,03,908	
Advance for New DUS Centres	2,78,37,242		1,98,77,266	
Advance for Existing DUS Centres	3,83,50,983		1,86,27,177	
Advance against Feild Gene Bank	12,11,763		5,49,528	
Advance Against Referral Labs	22,61,611		22,61,611	
		11,84,15,491		7,46,19,609
c) Others				
Income Tax Recoverable	3,78,172		85,559	
CPF Receivable	45,000		45,000	
CPF Deposit A/c	1,92,000		1,44,000	
Receivable from bank	7,874		-	
Wrongly Debited by Bank	-		-	
Amount Recoverable from authority fund	1,68,06,196	1,74,29,242	2,83,516	5,58,075
3. Income Accrued				
a) On Investment from Earmarked/Endowment funds	-		-	
b) On Investment -other	-		-	
c) on Loans and advance	-		-	

Contd...



 J.P SINGH
 Financial Advisor, PPV & FRA, Govt. of India
 NASC Complex, New Delhi-110012



 R. C. AGRAWAL
 Registrar General, PPV & FRA, Govt. of India
 NASC Complex, New Delhi-110012


 R. R. HANCHINAL
 Chairperson, PPV & FRA, Govt. of India
 NASC Complex, New Delhi-110012

	Current Year		Previous Year	
d) Others			-	
(i) Interest Accrued on MOD Account with SBI	-		6,67,332	
(ii) Annual Fees Recoverable	19,28,000		8,88,000	
(iii) Interest accrued on SBI Guwahati	273	19,28,273	-	15,55,332
Total (B)		13,78,47,199		7,71,40,587
Total (A+B)		41,45,29,928		27,94,53,154


 J.P SINGH
 Financial Advisor, PPV & FRA, Govt. of India
 NASC Complex, New Delhi-110012


 R. C. AGRAWAL
 Registrar General, PPV & FRA, Govt. of India
 NASC Complex, New Delhi-110012


 R. R. HANCHINAL
 Chairperson, PPV & FRA, Govt. of India
 NASC Complex, New Delhi-110012

SCHEDULES FORMING PART OF INCOME & EXPENDITURE ACCOUNT FOR YEAR ENDED 31st March, 2016

Amount (In Rs.)

	Current Year	Previous Year
SCHEDULE 12-INCOME FROM SALES/SERVICES		
1. Income From Sales		
a) Sale of Finished Goods	-	-
b) Sales of Raw Material	-	-
c) Sales of Scraps	-	-
2. Income From Services		
a) Labour and processing charges	-	-
b) Professional/ Consultancy Services	-	-
c) Agency Commission and Brokerage	-	-
d) Maintenance services	-	-
e) Other	-	-
TOTAL	-	-
SCHEDULE 13-GRANTS / SUBSIDIES (Authority Fund)		
Central Government	15,81,15,040	15,92,47,151
State Government	-	-
Government Agencies	-	-
Institutions/ Welfare bodies	-	-
International Organisations	-	-
Others	-	-
TOTAL	15,81,15,040	15,92,47,151
GRANTS / SUBSIDIES (Gene Fund)		
Contribution from Authority Fund	1,85,00,000	85,00,000
TOTAL	1,85,00,000	85,00,000


J.P SINGH
Financial Advisor, PPV & FRA, Govt. of India
NASC Complex, New Delhi-110012


R. C. AGRAWAL
Registrar General, PPV & FRA, Govt. of India
NASC Complex, New Delhi-110012


R. R. HANCHINAL
Chairperson, PPV & FRA, Govt. of India
NASC Complex, New Delhi-110012

	Current Year	Previous Year
SCHEDULE 14 - FEES / SUBSCRIPTIONS (Authority Fund)		
DUS Test Fee	1,24,10,000	1,90,72,500
Entrance Fees/Application Fees	1,53,04,200	42,74,000
Subscription /PVJ Fees	1,41,600	83,050
Seminar/Program Fees	-	-
Consultancy Fees/DUS Fees	-	-
Fees For Notice of Opposition	-	4,500
Annual Renewal Fees	19,81,000	-
Fees for Granting Extension	-	-
Annual Fees	8,000	-
Inspection Fees	5,000	-
TOTAL	2,98,49,800	2,34,34,050
FEES / SUBSCRIPTIONS (Gene Fund)		
Share from sale of Seeds	60,81,630	36,64,755
Annual Fee	15,83,666	16,52,000
TOTAL	76,65,296	53,16,755

SCHEDULE 15 - INCOME FROM INVESTMENTS	Investment from Earmarked Fund		Investment - Others	
	Current year	Previous year	Current year	Previous year
1. Interest				
a) On Govt. Securities	-	-	-	-
b) Other Bonds/Debenture	-	-	-	-
2. Dividends				
a) On shares	-	-	-	-
b) On Mutual Funds Securities	-	-	-	-
3. Rents	-	-	-	-
4. Others	-	-	-	-
TOTAL	-	-	-	-
TRANSFERRED TO EARMARKED/ENDOWMENT FUNDS	-	-	-	-


 J.P. SINGH
 Financial Advisor, PPV & FRA, Govt. of India
 NASC Complex, New Delhi-110012


 R. C. AGRAWAL
 Registrar General, PPV & FRA, Govt. of India
 NASC Complex, New Delhi-110012


 R. R. HANCHINAL
 Chairperson, PPV & FRA, Govt. of India
 NASC Complex, New Delhi-110012

	Current Year	Previous Year
SCHEDULE 16 - INCOME FROM ROYALTY, PUBLICATION ETC.		
Income from Royalty	-	-
Income from Publication	-	-
Others - -	-	-
TOTAL	-	-
SCHEDULE 17 - INTEREST EARNED (Authority Fund)		
1. On Term Deposit		
With Scheduled Banks		
Fixed Deposit (SBI)	-	1,26,936
MOD A/c (SBI)	43,58,960	21,55,258
MOD A/c (Syndicate)	9,67,426	-
Fixed Deposit (Allahabad Bank)	4,08,303	-
Fixed Deposit (BOB)	-	23,33,116
Fixed Deposit (BOI)	60,22,589	30,15,779
Fixed Deposit (Dena)	-	13,16,229
Fixed Deposit (CBI)	23,38,634	-
With Non -Scheduled bank	-	-
With Institutions	-	-
Others	-	-
2. On Saving Accounts		
With Scheduled Banks (Syndicate Bank)	1,91,056	1,41,361
With Scheduled Banks (SBI)	1,044	916
Post office savings accounts	-	-
Others	-	-
3. On Loan		
Employees/Staff	-	-
Others	-	-
4. Interest on debtors and other Receivables	-	-
5. Interest on MOD A/c	-	-
TOTAL	1,42,88,012	90,89,595
INTEREST EARNED (Gene Fund)		
1. On Term Deposit		
With Scheduled Banks(SBI)	7,86,032	1,60,608
With Bank Of India (BOI)	-	10,20,164
Interest Earned on MOD A/c	15,25,808	7,22,178
TOTAL	23,11,840	19,02,950


 J.P SINGH
 Financial Advisor, PPV & FRA, Govt. of India
 NASC Complex, New Delhi-110012


 R. C. AGRAWAL
 Registrar General, PPV & FRA, Govt. of India
 NASC Complex, New Delhi-110012


 R. R. HANCHINAL
 Chairperson, PPV & FRA, Govt. of India
 NASC Complex, New Delhi-110012

Amount (In Rs.)

	Current Year	Previous Year
SCHEDULE 18- OTHER INCOME		
Net Profit on sale/disposal of Fixed Assets	-	23,703
Assets acquired out of grant, or received free of cost	-	-
Export Incentives Realized	-	-
Fees for Miscellaneous Services	-	-
Recovery for use of Staff Car	6,720	2,240
Sale of Old Newspaper, Periodicals & scrap	2,908	7,044
Claim received Against Vehicle Insurance	-	-
Sale of Publications	-	1,890
Liability Written Back	7,195	1,53,728
Recovery of Pension from Chair Person	4,65,500	3,99,000
Miscellaneous Income (Others)	1,15,657	906
Recovery for use of computer	3,600	3,600
TOTAL	6,01,580	5,92,111
OTHER INCOME (Gene Fund)		
1. Other Income	-	24,750
TOTAL	-	24,750
SCHEDULE 19- INCREASE/(DECREASE) IN STOCK OF FINISHED GOODS & WORK IN PROGRESS		
Closing Stock		
Finished Goods	-	-
Work in Progress	-	-
Opening Stock		
Finished Goods	-	-
Work in Progress	-	-
NET INCREASE / (DECREASE)	-	-
SCHEDULE 20- ESTABLISHMENT EXPENSES		
Basic Pay	53,33,696	67,12,809
Bonus	17,270	20,724
Dearness Pay / Grade Pay	9,52,665	13,01,069
Composite Transfer Grant	-	-
Dearness Allowance	74,08,644	84,00,424
Transport Allowance	7,97,084	8,95,249
Contribution to New Pension Fund	6,09,043	6,53,797
Employer Contribution to CPF	96,000	80,000
House Rent Allowance	12,27,692	16,03,544


 J.P SINGH
 Financial Advisor, PPV & FRA, Govt. of India
 NASC Complex, New Delhi-110012


 R. C. AGRAWAL
 Registrar General, PPV & FRA, Govt. of India
 NASC Complex, New Delhi-110012


 R. R. HANCHINAL
 Chairperson, PPV & FRA, Govt. of India
 NASC Complex, New Delhi-110012

	Current Year	Previous Year
Leave Encashment	4,80,911	2,10,290
Leave Salary & Pension Contribution	2,29,221	2,42,179
Leave Travel Concession	1,20,088	2,64,577
Children Education Allowance	1,86,330	1,36,470
Gratuity	4,05,947	4,60,947
Wages	74,33,721	31,89,636
Salary to Contractual Staff	52,59,903	1,14,35,887
Staff Welfare Expenses (Medical Expenses)	4,314	1,48,636
Sal & Allowance- Others	89,874	1,10,256
Contribution to Gene Fund	1,85,00,000	85,00,000
TOTAL	4,91,52,403	4,43,66,494



J.P SINGH
Financial Advisor, PPV & FRA, Govt. of India
NASC Complex, New Delhi-110012



R. C. AGRAWAL
Registrar General, PPV & FRA, Govt. of India
NASC Complex, New Delhi-110012



R. R. HANCHINAL
Chairperson, PPV & FRA, Govt. of India
NASC Complex, New Delhi-110012

Amount (In Rs.)

	Current Year	Previous Year
SCHEDULE-21 - OTHER ADMINISTRATIVE EXPENSES ETC.(Authority)		
Common Service Charges	9,80,355	8,94,217
Electricity & Water exp.	2,69,474	10,03,924
Expenses on Authority Meeting	13,26,388	4,01,334
Expenses on Exhibitions, workshop and Seminars	97,623	5,22,065
Expenses on Training & Awareness Programme	2,81,19,089	2,35,62,076
Hire Charges-Committee rooms	1,53,752	2,91,026
Hire Charges-equipments	-	6,000
Hire Charges-vehicle	18,04,146	12,28,303
Hospitality Exp.	1,13,381	1,42,173
Insurance	5,349	6,345
Misc. Exp	44,350	22,578
Newspaper	75,167	51,679
Postage, Telegram & Telephone	12,13,582	11,07,380
Printing & Stationery	33,60,201	57,08,813
Professional Charges	11,18,033	11,86,795
Publicity & Advertisement	9,23,352	6,38,665
Rent,Rates and Taxes	3,79,508	3,79,509
Repair & Maintenance	6,57,023	8,79,508
Sitting Charges	1,98,800	3,73,400
Travelling Exp.-Domestic (Staff)	23,39,793	24,10,588
Travelling Exp.-Domestic (Expert)	22,36,313	20,40,607
Travelling Exp.-Foreign (Staff)	-	81,885
TOTAL	4,54,15,679	4,29,38,870
OTHER ADMINISTRATIVE EXPENSES ETC(Gene Fund)		
Expenses for conservation & sustainable use of Genetic Resources	-	-
Event Management Expenses	-	-
TOTAL	-	-


 J.P SINGH
 Financial Advisor, PPV & FRA, Govt. of India
 NASC Complex, New Delhi-110012


 R. C. AGRAWAL
 Registrar General, PPV & FRA, Govt. of India
 NASC Complex, New Delhi-110012


 R. R. HANCHINAL
 Chairperson, PPV & FRA, Govt. of India
 NASC Complex, New Delhi-110012

Amount (In Rs.)

	Current Year	Previous Year
SCHEDULE-22-EXPENDITURE ON GRANTS, SUBSIDIES ETC.		
Grants given to Institutions / Org.	4,94,60,328	7,38,37,474
Subsidies given to Institutions / Org	-	-
Contribution to International Organisations (ITPGRFA)	-	31,39,654
TOTAL	4,94,60,328	7,69,77,128
SCHEDULE-23-INTEREST		
On Fixed Loans	-	-
On Other specific Loans (include Bank Charges)	10,985	2,319
Others	-	5,904
TOTAL	10,985	8,223
Gene Fund		
On Other specific Loans (include Bank Charges) (GENE FUND)	630	762
TOTAL	630	762



J.P SINGH
Financial Advisor, PPV & FRA, Govt. of India
NASC Complex, New Delhi-110012



R. C. AGRAWAL
Registrar General, PPV & FRA, Govt. of India
NASC Complex, New Delhi-110012




R. R. HANCHINAL
Chairperson, PPV & FRA, Govt. of India
NASC Complex, New Delhi-110012


Prior Period Adjustment Account

Amount (In Rs.)

S. No.	Head of Account	Dr.	Cr.	Balance
	Authority Fund			
1	Administration Expenses	-	-	-
2	Training Expenses	80,000	67,76,796	(66,96,796)
3	Existing DUS	1,30,265	-	1,30,265
4	New DUS	5,31,947	-	5,31,947
5	Referral Labs	-	-	-
6	Field Gene Bank	-	-	-
7	Outsiders	2,50,000	-	2,50,000
8	Staff	2,98,249	57,524	2,40,725
	Total	12,90,461	68,34,320	(55,43,859)
	Gene Fund			
1	Annual fees	-	13,04,000	(13,04,000)
	Total	-	13,04,000	(13,04,000)


 J.P. SINGH
 Financial Advisor, PPV & FRA, Govt. of India
 NASC Complex, New Delhi-110012


 R. C. AGRAWAL
 Registrar General, PPV & FRA, Govt. of India
 NASC Complex, New Delhi-110012


 R. R. HANCHINAL
 Chairperson, PPV & FRA, Govt. of India
 NASC Complex, New Delhi-110012

Statement Showing Details of Amount Receivable from Existing DUS Centres

Sl. No.	Name of DUS Centre	Crop	Opening Balance as on 01.04.2015	Expenditure during 2014-15 & earlier years	Revised Balance as on 01.04.2015	Transfer Inward/outward	Release During 2015-16	Expenditure during 2015-16	Closing Balance as on 31.03.2016
1	Assam Agril University, Jorhat	Rice	9,59,992	7,26,988	2,33,004	-	3,90,996	5,08,614	1,15,386
2	Acharya NG Ranga Agril University, Hyderabad	Maize, Blackgram	3,41,991	-	3,41,991	-	4,13,000	-	7,54,991
3	Choudhary Charan Singh, Hisar Agril University, Hisar	Cotton, Chickpea	1,31,348	-	1,31,348	-	7,22,276	-	8,53,624
4	CPCRI, Kerala	Coconut	9,40,610	-	9,40,610	-	3,84,140	-	13,24,750
5	Central Potato Res. Instt(CPRI), Shimla	Potato	10,46,236	3,90,628	6,55,608	-	-	-	6,55,608
6	Central Rice Res. Instt., Cuttack	Rice	6,00,813	-	6,00,813	8,50,000	3,24,187	17,16,602	58,398
7	Central Ins. For Cotton Research, Nagpur	Cotton	(1,93,208)	-	-1,93,208	-	12,34,875	-	10,41,667
8	Central Ins For Subtropical Horticulture, Lucknow	Mango	29,583	-	29,583	-	3,29,443	-	3,59,026
9	Central Institute for Tropical Horticulture, Srinagar	Peach and Plum	1,99,327	-	1,99,327	-	-	-	1,99,327
10	Central Res Ins for Jute and Allied Fibres Research, Barrackpore & CSRS, Budbud	Jute	3,52,004	-	3,52,004	-	6,10,495	2,41,749	7,20,750
11	Chandra Sekhar Azad University of Agril and Technology, Kanpur	Mustard, Wheat	17,280	-	17,280	-	450,220	433,312	34,188
12	Dir. Medicinal & Aromatic Plant Res., Anand	M&A plants	1,60,568	-	1,60,568	-	5,78,372	6,88,293	50,647
13	Indian Ins for Horticultural Research, Bangalore	Rose & Chrysanthemum	-	-	-	-	14,26,066	4,63,577	9,62,489
14	National Research Centre for Banana, Trichy	Banana	2,09,851	78,556	1,31,295	-	-	-	1,31,295
15	Directorate of Soybean, Indore	Soybean	38,355	-	38,355	-	10,45,245	9,92,713	90,887
16	Directorate of Oilseed Research, Hyderabad	Sunflower, Castor	30,030	-	30,030	-	9,02,970	7,69,957	1,63,043

Contd...



R. C. AGRAWAL
Registrar General, PPV & FRA, Govt. of India
NASC Complex, New Delhi-110012



R. R. HANCHINAL
Chairperson, PPV & FRA, Govt. of India
NASC Complex, New Delhi-110012

Sl. No.	Name of DUS Centre	Crop	Opening Balance as on 01.04.2015	Expenditure during 2014-15 & earlier years	Revised Balance as on 01.04.2015	Transfer Inward/outward	Release During 2015-16	Expenditure during 2015-16	Closing Balance as on 31.03.2016
17	Directorate of Rice Res., Hyderabad	Rice	9,21,551	-	9,21,551	-	5,56,500	-	14,78,051
18	Directorate of Sorghum Res, Hyderabad	Sorghum	3,07,674	-	3,07,674	-	8,08,326	8,41,103	2,74,897
19	Division of Floriculture, IARI, New Delhi	Rose & Chrysanthemum	1,24,295	-	1,24,295	-	-	-	1,24,295
20	Indian Institute of Wheat & Barley Research, Karnal (DWR, Karnal)	Wheat	(11,978)	-	-11,978	-	8,31,000	8,05,785	13,237
21	Indian Institute of Wheat & Barley Research, Karnal (DWR, Karnal)	Barley	45,651	-	45,651	-	6,56,978	5,86,978	1,15,651
22	Govind Ballav Pant Univ of Agri. and Tech, Pantnagar	Sorghum	2,13,713	1,86,323	27,390	-	-	-	27,390
23	Indian Ins of Agril Res., Divn of Veg Sc, New Delhi	Cabbage and Cauliflower	1,66,986	-	1,66,986	1,50,000	7,09,199	-	10,26,185
24	Indian Ins of Agril Res., Divn of Veg Sc, New Delhi	Onion and Garlic	1,33,023	-	1,33,023	-	2,13,217	2,63,922	82,318
25	ICAR CIAH Bikaner	Ber	1,71,663	-	1,71,663	-	-	-	1,71,663
26	Indian ins of Horticultural Research, Bangalore	Vegetables	-	-	-	-	5,91,750	-	5,91,750
27	Indian Ins of Pulses Research, Kanpur Pigeon pea	Chickpea,	3,80,863	-	3,80,863	-	8,88,274	4,07,448	8,61,689
28	Indian Ins of Pulses Research, Kanpur	Mungbean, Urdbean, lentil, Mullarp	97,253	-	97,253	-	4,48,747	3,52,698	1,93,302
29	Indian Ins of Spices Research, Calicut	Spices	40,090	-	40,090	-	5,09,910	4,54,920	95,080
30	Indian Ins of Veg Research, Varanasi	Okra, Brinjal, Tomato, Cabbage, Cauliflower	15,77,721	-	15,77,721	-	36,59,750	-	52,37,471
31	Indian Ins of Veg Research, Varanasi	Cucurbits	4,98,218	-	4,98,218	-	-	-	4,98,218

Contd...



R. C. AGRAWAL
Registrar General, PPV & FRA, Govt. of India
NASC Complex, New Delhi-110012



R. R. HANCHINAL
Chairperson, PPV & FRA, Govt. of India
NASC Complex, New Delhi-110012



J.P. SINGH
Financial Advisor, PPV & FRA, Govt. of India
NASC Complex, New Delhi-110012

Sl. No.	Name of DUS Centre	Crop	Opening Balance as on 01.04.2015	Expenditure during 2014-15 & earlier years	Revised Balance as on 01.04.2015	Transfer Inward/outward	Release During 2015-16	Expenditure during 2015-16	Closing Balance as on 31.03.2016
32	Indian Instt.of Sugarcane Res., Lucknow	Sugarcane	(20,826)	-	-20,826	-	5,00,000	4,42,594	36,580
33	Junagadh Agril University, Jamnagar	Castor	1,18,975	-	1,18,975	-	4,03,218	-	5,22,193
34	Jawaharlal Nehru Krishi Viswavidyalaya, Jabalpur	Field Pea, Linseed	2,50,000	-	2,50,000	-	21,000	-	2,71,000
35	Kerala Agricultural University, Thrissur	Orchid	9,31,111	-	9,31,111	-	-	-	9,31,111
36	Project Coordinator(Pearl Millet), Mandor(RAU, Bikaner)	Pearl Millet	(1,74,252)	-	-1,74,252	-	10,56,877	-	8,82,625
37	Mathma Phule Krishi Viswavidyalaya, Rahuri	Sorghum, Pearl Millet	31,800	-	31,800	-	12,43,200	7,28,612	5,46,388
38	Mathma Phule Krishi Viswavidyalaya, Rahuri(Pune Station)	china aster	3,42,307	1,32,765	2,09,542	-	-	-	2,09,542
39	NDUA&T,Faizabad	Barley	79,540	-	79,540	-	-	-	79,540
40	National Res Centre for Grapes	Grapes	2,31,545	-	2,31,545	-	1,93,455	-	4,25,000
41	National Res Centre for Orchids, Sikkim	Orchids	1,60,663	-	1,60,663	-	4,39,337	4,14,791	1,85,209
42	Directorate of Groundnut Research, Junagarh	Groundnut	56,388	-	56,388	-	3,89,222	3,22,431	1,23,179
43	Directorate of Onion and Garlic Research, Rajgurunagar	Onion and Garlic	-	-	-	-	5,64,000	3,41,690	2,22,310
44	Directorate of Rapeseed and Mustard Research, Bharatpur	Rapeseed and Mustard	4,77,387	-	4,77,387	-	86,284	-	5,63,671
45	National Research Centre for Seed Spices, Ajmer	Seed Spices	2,39,508	-	2,39,508	-	2,60,627	4,42,823	57,312
46	Punjab Agril University, Ludhiana	Wheat, Cotton	60,094	-	60,094	-	5,16,531	-	5,76,625
47	Project Cordinator(Cotton), CICR Regional Station, Coimbatore	Cotton	7,67,185	-	7,67,185	-	22,12,625	-	29,79,810
48	CSAU&T Project Cordinator (Linseed), Kanpur	Linseed	3,79,842	2,44,368	1,35,474	-	2,00,000	3,24,121	11,353

Contd...



J.P. SINGH
Financial Advisor, PPV & FRA, Govt. of India
NASC Complex, New Delhi-110012



R. C. AGRAWAL
Registrar General, PPV & FRA, Govt. of India
NASC Complex, New Delhi-110012



R. R. HANCHINAL
Chairperson, PPV & FRA, Govt. of India
NASC Complex, New Delhi-110012

Sl. No.	Name of DUS Centre	Crop	Opening Balance as on 01.04.2015	Expenditure during 2014-15 & earlier years	Revised Balance as on 01.04.2015	Transfer Inward/outward	Release During 2015-16	Expenditure during 2015-16	Closing Balance as on 31.03.2016
49	Project Coordinator, JNKVV Sesame and Niger, Jabalpur	Sesame and Niger	2,82,131	(4)	2,82,135	-	1,42,865	1,85,264	2,39,736
50	Panjab Rao Deshmukh Krishi Viswavidyalaya, Akola	Chickpea	6,10,886	-	6,10,886	-	4,75,000	-	10,85,886
51	Regional Station, IARI, Indore	Wheat	3,91,812	2,43,333	1,48,479	-	4,73,134	-	6,21,613
52	Regional Station, IARI, Karnal	Rice	2,02,701	-	2,02,701	-	3,18,005	-	5,20,706
53	Regional Station, IARI, Katrain	Cabbage and Cauliflower	2,83,025	-	2,83,025	(1,50,000)	2,98,133	3,79,694	51,464
54	State Forestry Research Institute, Itanagar, Arunachal Pradesh	Orchid	3,10,034	-	3,10,034	-	-	-	3,10,034
55	Sugarcane Breeding Inst., Agali	Sugarcane	1,96,138	-	1,96,138	-	3,03,737	4,00,461	99,414
56	Sugarcane Breeding Inst., Karnal	Sugarcane	1,65,706	-	1,65,706	-	-	-	1,65,706
57	Sugarcane Breeding Inst, Coimbatore	Sugarcane	4,75,694	-	4,75,694	-	2,09,264	3,06,932	3,78,026
58	University of Agril. Sciences, Dharwad	Cotton, Wheat	4,23,566	-	4,23,566	-	12,99,176	12,48,945	4,73,797
59	Vivekananda Parvatiya Krishi Anusandhan Shala, Almora	Rajma, Soybean, Maize	1,72,160	-	1,72,160	-	2,52,840	-	4,25,000
60	Tamil Nadu Agricultural University, Coimbatore	Rice, Sunflower	3,40,997	-	3,40,997	-	6,78,395	-	10,19,392
61	Central Arid Zone Research Institute	Pomegranate	2,98,099	-	2,98,099	-	-	-	2,98,099
62	Central Ins for Arid Horticulture, Bikaner	Ber	1,28,217	-	1,28,217	-	2,14,283	2,45,961	96,539
63	Central Ins for Subtropical Horticulture	Mango	2,00,000	-	2,00,000	-	-	-	2,00,000
64	Directorate of Floricultural Research, IARI Campus, New Delhi	Gladiolus	1,05,034	-	1,05,034	-	-	-	1,05,034
65	Divn of Floriculture, Indian Agril Research Institute, New Delhi	Bougainvillea	8,400	-	8,400	-	2,00,000	-	2,08,400
66	Divn of Veg Sc, Indian Agril Research Institute, New Delhi	Bottle Gourd	69,647	-	69,647	-	2,69,971	3,22,260	17,358

Contd...


J.P. SINGH
Financial Advisor, PPV & FRA, Govt. of India
NASC Complex, New Delhi-110012


R. C. AGRAWAL
Registrar General, PPV & FRA, Govt. of India
NASC Complex, New Delhi-110012


R. R. HANCHINAL
Chairperson, PPV & FRA, Govt. of India
NASC Complex, New Delhi-110012

Sl. No.	Name of DUS Centre	Crop	Opening Balance as on 01.04.2015	Expenditure during 2014-15 & earlier years	Revised Balance as on 01.04.2015	Transfer Inward/outward	Release During 2015-16	Expenditure during 2015-16	Closing Balance as on 31.03.2016
67	Divn of Veg Sc, Indian Agril Research Institute, New Delhi	Amaranth	1,82,222	-	1,82,222	-	5,67,778	-	7,50,000
68	Divn of Floriculture, Indian Agril Research Institute, New Delhi	Marigold	20,623	-	20,623	-	4,79,377	4,96,191	3,809
69	Institute of Forest Genetics and Tree Breeding, Coimbatore	Eucalyptus and Casuarina	3,23,152	4,31,127	-1,07,975	-	5,23,317	2,20,274	1,95,068
70	National Botanical Research Institute, Lucknow	Canna	45,215	40,559	4,656	-	50,000	-	54,656
71	NRCP Sholapur	Pomegranate	1,54,366	-	1,54,366	-	2,70,634	4,04,980	20,020
72	Tamil Nadu Agril University, Coimbatore	Jasmine	2,50,000	2,45,429	4,571	-	95,429	-	1,00,000
73	NBRI Lucknow(Gladiolus varieties)	Gladiolus	29,663	-	29,663	-	50,000	-	79,663
74	CITH, Srinagar	Peach & Plum	(44,563)	-	-44,563	-	1,91,101	-	1,46,538
75	MPKV Rahouri	Cotton	6,43,741	-	6,43,741	-	12,25,260	8,68,702	10,00,299
76	National Agri. Research Project, pune	China Aster	1,00,000	-	1,00,000	-	-	-	1,00,000
77	Comptroller, MPKV,Rahuri	Rose	4,50,000	66,593	3,83,407	-	-	-	3,83,407
78	Indian Ins of Horticultural Research, Bangalore IIHR	Mango	-	3,78,501	-3,78,501	5,50,000	1,40,500	-	3,11,999
79	Comp. SKNAU, Jobner	Barley	2,00,000	-	2,00,000	-	-	-	2,00,000
80	Director, TRA, Tocklai	Tea	1,00,000	-	1,00,000	-	4,50,000	-	5,50,000
81	Director, UPASI, Coimbatore	Tea	1,00,000	-	1,00,000	-	1,00,000	-	2,00,000
82	Project Director, DTR & DCTB, Kurseong	Tea	1,00,000	-	1,00,000	-	-	-	1,00,000
83	Pay & Accounts Officer, Agril. College, Kolhapur	Maize	-	-	-	-	3,00,000	-	3,00,000
84	Comptroller, MPUA&T	Maize	-	-	-	-	3,00,000	-	3,00,000
85	Comptroller, Prof. Jayashankar Telengana State Agricultural University, Hyderabad		-	-	-	-	3,08,599	-	3,08,599
	Total		2,07,81,436	31,65,166	1,76,16,270	14,00,000	3,69,59,110	1,76,24,397	3,83,50,983



J.P. SINGH
Financial Advisor, PPV & FRA, Govt. of India
NASC Complex, New Delhi-110012



R. C. AGRAWAL
Registrar General, PPV & FRA, Govt. of India
NASC Complex, New Delhi-110012



R. R. HANCHINAL
Chairperson, PPV & FRA, Govt. of India
NASC Complex, New Delhi-110012

Statement Showing Details of Amount Payable to Existing DUS Centres

Sl. No.	Name of DUS Centre	Crop	Opening Balance as on 01.04.2015	Expenditure during 2014-15 & earlier years	Revised Balance as on 01.04.2015	Transfer Inward/ outward	Release During 2015-16	Expenditure during 2015-16	Closing Balance as on 31.03.2016
1	Central Ins for Medicinal and Aromatic Plants, Lucknow	Medicinal Plants	3,689	-	3,689	-	5,33,534	5,52,644	(15,421)
2	National Res Centre for Citrus, Nagpur	Citrus	(1,48,252)	-	(1,48,252)	-	-	-	(1,48,252)
3	Director, IIMR-ICAR(changed from Directorate of Maize Res., New Delhi)	Maize	9,05,604	6,60,667	2,44,937	-	14,05,063	18,30,764	(1,80,764)
4	Indian Ins of Agril. Res., Divn. of Floriculture and Landscaping, New Delhi	Rose and Chrysanthemum	(66,913)	-	(66,913)	-	-	-	(66,913)
5	Central Ins for Tropical Horticulture, Srinagar	Strawberry	(42,000)	-	(42,000)	-	-	-	(42,000)
6	Director, Central Institute for Arid Horticulture (Bikaner)	Water and Muskmelon	(3,26,497)	-	(3,26,497)	-	2,31,500	-	(94,997)
7	Divn of Veg Sc, Indian Agril Research Institute, New Delhi	Chilli	(1,80,199)	-	(1,80,199)	50,000	-	-	(1,30,199)
8	NBRI Lucknow (Boganvilla)	Bougainvillea	(1,53,889)	1,32,260	(2,86,149)	-	50,000	-	(2,36,149)
9	Tocklai Experimental Research Station, Jorhat	Tea	(11,235)	-	(11,235)	-	-	-	(11,235)
	Total		(19,692)	7,92,927	(8,12,619)	50,000	22,20,097	23,83,408	(9,25,930)

Amount (In Rs.)


J.P. SINGH
Financial Advisor, PPV & FRA, Govt. of India
NASC Complex, New Delhi-110012


R. C. AGRAWAL
Registrar General, PPV & FRA, Govt. of India
NASC Complex, New Delhi-110012


R. R. HANCHINAL
Chairperson, PPV & FRA, Govt. of India
NASC Complex, New Delhi-110012

Statement Showing Details of Amount Receivable from New DUS Centres

Sl. No.	Name of the New DUS Centre	Crop	Opening Balance as on 01.04.2015	Expenditure during 2014-15 & earlier years	Revised Opening Balance as on 01.04.2015	Transfer Inward/outward	Release During 2015-16	Refund	Expenditure during 2015-16	Closing Balance as on 31.03.2016
1	Acharya NG Ranga Agricultural University, Hyderabad (small millets)	Small Millet	2,58,701	-	2,58,701	-	2,50,000	-	-	5,08,701
2	Agriculture & Food Production, Bhubneshwar	Rice	1,50,003	-	1,50,003	-	-	-	-	1,50,003
3	Bidhan Chandra Krishi Visavidyalaya, Kalyani	Pointed Gourd	1,05,509	-	1,05,509	-	2,00,000	80,000	1,73,958	51,551
4	Bidhan Chandra Krishi Visavidyalaya, Kalyani	Betel Vine	152	-	152	-	2,74,848	-	-	2,75,000
5	Bidhan Chandra Krishi Visavidyalaya, Kalyani	Yam and Taro	68,105	-	68,105	-	1,81,895	-	-	2,50,000
6	Central Agril Res Institute, Port Blair	Mungbean, Urdbean, Cowpea, Pegeonpea	-	4,80,877	(4,80,877)	5,00,000	4,26,877	-	-	4,46,000
7	Central Agril Res Institute, Port Blair	Noni	3,63,972	-	3,63,972	(5,00,000)	3,00,000	-	-	1,63,972
8	Central Ins for Arid Horticulture, Bikaner	Anola	2,38,561	2,22,385	16,176	-	1,73,824	-	1,18,945	71,055
9	Central Ins for Arid Horticulture, Bikaner	Bael	5,57,289	5,72,907	(15,618)	-	1,40,618	-	-	1,25,000
10	Central Ins for Arid Horticulture, Bikaner	Chironji and Tamarind	18,270	-	18,270	(18,700)	3,31,730	-	1,80,090	1,51,210
11	Central Ins for Arid Horticulture, Bikaner	Jamun	22,252	-	22,252	18,700	1,77,748	-	-	2,18,700
12	Central Ins for Arid Horticulture, Bikaner	Datepalm	4,73,257	-	4,73,257	-	-	-	2,69,080	2,04,177
13	Central Ins for Subtropical Horticulture	Anola	1,50,988	-	1,50,988	-	2,29,012	-	-	3,80,000
14	Central Ins for Subtropical Research, Lucknow	Jamun	64,152	-	64,152	-	1,35,848	-	-	2,00,000
15	Central Sericultural Research and Training Institute, Mysore	Mulberry	6,35,031	-	6,35,031	-	-	-	-	6,35,031

Contd...



R. C. AGRAWAL
Registrar General, PPV & FRA, Govt. of India
NASC Complex, New Delhi-110012



R. R. HANCHINAL
Chairperson, PPV & FRA, Govt. of India
NASC Complex, New Delhi-110012

Sl. No.	Name of the New DUS Centre	Crop	Opening Balance as on 01.04.2015	Expenditure during 2014-15 & earlier years	Revised Opening Balance as on 01.04.2015	Transfer Inward/outward	Release During 2015-16	Refund	Expenditure during 2015-16	Closing Balance as on 31.03.2016
16	Central Tuber Crops Res Institute, Trivandrum	Sweet Potato and Cassava	15,058	-	15,058	-	-	-	-	15,058
17	Central Tuber Crops Research Institute, Trivandrum	Yam and Taro	2,65,388	-	2,65,388	-	2,84,612	-	-	5,50,000
18	Central Tuber Crops Research Institute, Regional Station, Bhubaneswar	Sweet Potato and Cassava	13,15,992	-	13,15,992	-	-	-	-	13,15,992
19	CISH, Lucknow (Bael)	Bael	21,361	-	21,361	-	2,03,639	-	-	2,25,000
20	Comp., SDAU, SK Nagpur, Gujarat (Mundra)	Datepalm	4,00,000	-	4,00,000	-	-	-	-	4,00,000
21	Comptroller Dr. BSKKV Dapoli	Rice	4,04,577	-	4,04,577	-	4,50,000	-	1,83,761	6,70,816
22	Comptroller IGKV Raipur	Grow out Test (Rice)	2,72,630	-	2,72,630	2,52,370	-	-	-	5,25,000
23	Comptroller IGKV Raipur	Rice	2,81,390	-	2,81,390	(2,52,370)	6,35,980	-	-	6,65,000
24	Comptroller UAS Bangalore	Rice	46,668	-	46,668	-	5,93,620	-	-	6,40,288
25	Comptroller, UAS, Dharwad	Horsegram, Mothbean, Clusterbean, Lathyrus	5,61,515	-	5,61,515	-	5,99,000	-	7,77,543	3,82,972
26	Comptroller, RARI, Durgapur, Jaipur	Barley	-	-	-	-	2,70,000	-	-	2,70,000
27	Comptroller, UHS, Bagalkot	Moringa Oleifera Lam	-	-	-	-	3,56,000	-	1,37,487	2,18,513
28	CRRRI Cuttack (Genetic Diversity)	Rice	1,62,988	-	1,62,988	(8,50,000)	8,50,000	45,243	-	1,17,745
29	Dir. NEH Region Barapani	Rice	10,00,000	8,39,747	1,60,253	2,50,000	5,53,747	-	-	9,64,000
30	Director CPCRI	Cocoa	-	-	-	-	4,50,000	-	-	4,50,000
31	Director IARI New Delhi	Lemon & Pummel	-	-	-	-	4,50,000	-	-	4,50,000
32	Director IARI New Delhi	Radish and Carrot	3,98,747	-	3,98,747	(50,000)	7,58,348	-	-	11,07,095
33	Division of genetics, IARI, New Delhi		35,026	-	35,026	-	-	-	-	35,026

Contd...



R. C. AGRAWAL
Registrar General, PPV & FRA, Govt. of India
NASC Complex, New Delhi-110012



R. R. HANCHINAL
Chairperson, PPV & FRA, Govt. of India
NASC Complex, New Delhi-110012



J.P. SINGH
Financial Advisor, PPV & FRA, Govt. of India
NASC Complex, New Delhi-110012

Sl. No.	Name of the New DUS Centre	Crop	Opening Balance as on 01.04.2015	Expenditure during 2014-15 & earlier years	Revised Opening Balance as on 01.04.2015	Transfer Inward/outward	Release During 2015-16	Refund	Expenditure during 2015-16	Closing Balance as on 31.03.2016
48	ICAR Research Complex for NEH Region(Barapani)	Colocasia	4,93,446	-	4,93,446	(2,50,000)	2,50,000	-	-	4,93,446
49	IFGTB Coimbatore	Ailanthus	-	-	-	-	4,50,000	-	-	4,50,000
50	IFGTB Coimbatore	Teak	3,51,310	6,45,722	(2,94,412)	-	11,50,382	-	-	8,55,970
51	ISIR, Kozhikode	seed spices	2,40,771	-	2,40,771	-	-	-	-	2,40,771
52	Indian Agril Research Institute, Divn of Floriculture	Tuberose	2,07,814	-	2,07,814	-	-	-	-	2,07,814
53	Indian Grassland and Fodder Resaerch Institute, Jhansi	Oat, Guniea Grass	3,01,055	-	3,01,055	-	-	-	-	3,01,055
54	Jawaharlal Nehru Krishi Viswavidyalaya, Jabalpur	Small Millets	38,399	-	38,399	-	-	-	-	38,399
55	National Bureau of Plant Genetics Research, New Delhi	Grain Amaranth	1,85,554	-	1,85,554	-	2,40,000	-	-	4,25,554
56	NBPGR (RS) Shimla	Amaranth	19,041	-	19,041	-	-	-	-	19,041
57	NRCP Sholapur	Cashew	6,00,000	2,52,780	3,47,220	-	-	-	-	3,47,220
58	Punjab Agricultural University Ludhaina (Farmes awareness)	Cotton Wheat	7,350	-	7,350	-	-	-	-	7,350
59	Rain Forest Research Institute, Jorhat	Bamboo	3,34,678	-	3,34,678	-	-	-	-	3,34,678
60	S.D.Agriculture University	Pulse	8,18,479	-	8,18,479	-	-	-	-	8,18,479
61	SFRI Itanagar Aruna Orchid	Orchid	1,00,000	-	1,00,000	-	-	-	-	1,00,000
62	Tamil Nadu Agril University, Coimbatore	Neem Karanj Jatrappa	3,59,259	-	3,59,259	-	-	-	-	3,59,259
63	Tamil Nadu Agril University, Coimbatore	Papaya and Custard Apple	19,869	2,39,110	(2,19,241)	4,00,000	19,241	-	-	2,00,000
64	Tamil Nadu Agril University, Coimbatore	Small Millet	5,25,000	-	5,25,000	-	2,00,000	-	-	7,25,000
65	University of Agril Sc, GKVK Campus, Bangalore	Small Millet	1,07,652	-	1,07,652	-	8,35,348	-	3,71,574	5,71,426
	TOTAL		1,57,47,083	45,10,516	11,236,567	(4,31,173)	2,12,38,598	1,25,243	40,81,507	2,78,37,242


J.P. SINGH
Financial Advisor, PPV & FRA, Govt. of India
NASC Complex, New Delhi-110012


R. C. AGRAWAL
Registrar General, PPV & FRA, Govt. of India
NASC Complex, New Delhi-110012


R. R. HANCHINAL
Chairperson, PPV & FRA, Govt. of India
NASC Complex, New Delhi-110012

Statement Showing Details of Amount Payable to New DUS Centres

Amount (In Rs.)

Sl. No.	Name of the New DUS Centre	Opening Balance as on 01.04.2015	Expenditure during 2014-15 & earlier years	Revised Balance as on 01.04.2015	Transfer Inward/ outward to other centres	Release During 2015-16	Refund	Expenditure during 2015-16	Closing Balance as on 31.03.2016
1	Dr.Y.S.Parmar University of Horticulture & Forestry, Solan	2,76,284	3,16,947	(40,663)	-	2,77,716	-	5,08,560	(2,71,507)
2	KAU Trisur	(1,91,205)	-	(1,91,205)	-	-	-	-	(1,91,205)
3	NDUA&T Faizabad	1,00,000	-	1,00,000	-	-	1,79,540	-	(79,540)
4	Regional Station Akola, National Bureau of Plant Genetics Research,	(22,474)	-	(22,474)	-	-	-	-	(22,474)
5	Tamil Nadu Agril University, Coimbatore	2,45,520	-	2,45,520	(4,00,000)	-	-	-	(1,54,480)
	Total	4,08,125	3,16,947	91,178	(4,00,000)	2,77,716	1,79,540	5,08,560	(7,19,206)


J.P. SINGH
Financial Advisor, PPV & FRA, Govt. of India
NASC Complex, New Delhi-110012


R. C. AGRAWAL
Registrar General, PPV & FRA, Govt. of India
NASC Complex, New Delhi-110012


R. R. HANCHINAL
Chairperson, PPV & FRA, Govt. of India
NASC Complex, New Delhi-110012


STATEMENT SHOWING THE DETAILS OF AMOUNT RECEIVABLE FROM REFERRAL LABORATORIES

Amount (In Rs.)

Sl. No.	Name of Centres	Opening Balance as on 01.04.2015	Expenditure During 2014-15	Revised Balance as on 01.04.2015	Transfer Inward/ outward to other centre	Release During 2015-16	Expenditure during 2015-16	Closing Balance as on 31.03.2016
1	NBPGR(Biochemical Test) New Delhi	81,978	-	81,978	-	-	-	81,978
2	CRRI Cuttack	49,714	-	49,714	-	-	-	49,714
3	NRCPB New Delhi	2,09,719	-	2,09,719	-	-	-	2,09,719
4	ICAR Unit, CICR, Nagpur	5,69,384	-	5,69,384	-	-	-	5,69,384
5	Project Director, DOR, Hyderabad	1,46,945	-	1,46,945	-	-	-	1,46,945
6	Director IIHR, Banglore	2,03,871	-	2,03,871	-	-	-	2,03,871
7	Project Director, DMR, New Delhi	10,00,000	-	10,00,000	-	-	-	10,00,000
	Total	22,61,611	-	22,61,611	-	-	-	22,61,611


J.P SINGH
Financial Advisor, PPV & FRA, Govt. of India
NASC Complex, New Delhi-110012


R. C. AGRAWAL
Registrar General, PPV & FRA, Govt. of India
NASC Complex, New Delhi-110012


R. R. HANCHINAL
Chairperson, PPV & FRA, Govt. of India
NASC Complex, New Delhi-110012


STATEMENT SHOWING THE DETAILS OF AMOUNT RECEIVABLE FROM GENE BANK AND FIELD GENE BANK

Amount (In Rs.)

Sl. No.	Name of Centres	Opening Balance as on 01.04.2015	Expenditure during 2014-15 & Earlier years	Revised Balance as on 01.04.2015	Transfer Inward/ outward to other centre	Release During 2015-16	Expenditure during 2015-16	Closing Balance as on 31.03.2016
1	BAU	1,35,942	5,000	1,30,942	-	69,058	-	2,00,000
2	Dr. BSKKV, Dapoli	10,448	-	10,448	(6,18,827)	13,58,379	7,05,069	44,931
3	Dr.Y.S.Parmar University of Horticulture & Forestry	59,440	-	59,440	-	6,39,356	-	6,98,796
4	NBPGR	3,43,698	-	3,43,698	-	8,05,326	8,80,988	2,68,036
	Total	5,49,528	5,000	5,44,528	(6,18,827)	28,72,119	15,86,057	12,11,763


J.P SINGH
Financial Advisor, PPV & FRA, Govt. of India
NASC Complex, New Delhi-110012


R. C. AGRAWAL
Registrar General, PPV & FRA, Govt. of India
NASC Complex, New Delhi-110012



R. R. HANCHINAL
Chairperson, PPV & FRA, Govt. of India
NASC Complex, New Delhi-110012


STATEMENT SHOWING THE DETAILS OF AMOUNT PAYABLE TO GENE BANK AND FIELD GENE BANK

Amount (In Rs.)

Sl. No.	Name of Centres	Opening Balance as on 01.04.2015	Expenditure during 2014-15 & Earlier years	Revised Balance as on 01.04.2015	Transfer Inward/ outward to other centre	Release During 2015-16	Expenditure during 2015-16	Closing Balance as on 31.03.2016
1	CAZRI	(41,247)	-	(41,247)	-	2,41,267	3,47,681	(1,47,661)
	Total	(41,247)	-	(41,247)	-	2,41,267	3,47,681	(1,47,661)


J.P SINGH
Financial Advisor, PPV & FRA, Govt. of India
NASC Complex, New Delhi-110012


R. C. AGRAWAL
Registrar General, PPV & FRA, Govt. of India
NASC Complex, New Delhi-110012


R. R. HANCHINAL
Chairperson, PPV & FRA, Govt. of India
NASC Complex, New Delhi-110012

Advance to Training Centres

Sl. No.	Name of Beneficiary	Opening Balance as on 01.04.2015	Expenditure during 2014-15 & earlier years	Revised Balance as on 01.04.2015	Transfer Inward/outward to other centres	Release During 2015-16	Refund	Expenditure during 2015-16	Closing Balance as on 31.03.2016
1	Acharya N. G. Ranga Agri University ANGRAU, Reddipalli, Khammam, garikapadu, Nellore, Srikakulam, Vizianagaram, Warangal	4,80,000	-	4,80,000	-	6,40,000	-	-	11,20,000
2	Addl. Dir. (FC) Agric Depart of Agri, Sikkim 136/15	80,000	-	80,000	-	-	-	-	80,000
3	Anand Agri. Uni., Anand,Gujarat(136/15)	81,819	-	81,819	-	1,60,000	-	-	2,41,819
4	Assam Agri. Uni., Jorhat (AAU)	15,60,000	12,00,000	3,60,000	-	11,20,000	-	9,60,000	5,20,000
5	Banaras Hindu Uni., Varanasi (136/15) (BHU) Mirzapur	2,40,000	-	2,40,000	-	-	-	-	2,40,000
6	Bidhan Chandra Krishi Viswa Vidyalyaya, Kalyani (BCKV)	1,054	-	1,054	-	2,40,000	-	2,39,784	1,270
7	Birsa Agri Uni.Bhagalpur136/15(BAU)	-	-	-	-	7,20,000	-	7,20,000	-
8	Birsa Agri. Uni., Ranchi(BAU)	19,417	-	19,417	-	5,60,000	-	4,80,000	99,417
9	Centrl Agri. Research Inst., Port Blair (CARI)	2,65,192	57,553	2,07,639	-	-	22,447	-	1,85,192
10	Central Agri. Uni., Manipur (CAU)	80,000	-	80,000	-	-	-	-	80,000
11	Central Agriculture University Imphal 136/15	1,60,000	-	1,60,000	-	2,40,000	-	80,000	3,20,000
12	Central Inst. for Cotton Research, Coimbtore (CICR)	39,600	-	39,600	-	-	-	-	39,600
13	Central Inst. for Cotton Research, Nagpur (CICR)	1,69,760	-	1,69,760	-	80,000	-	-	2,49,760
14	CEO Gramin Vikas Trust NOIDA 136/15	-	-	-	-	80,000	-	-	80,000
15	Comptroller BSKKV Dapoli(136/15)	92,821	88,799	4,022	-	80,000	-	-	84,022

Contd..



J.P. SINGH
Financial Advisor, PPV & FRA, Govt. of India
NASC Complex, New Delhi-110012



R. C. AGRAWAL
Registrar General, PPV & FRA, Govt. of India
NASC Complex, New Delhi-110012



R. R. HANCHINAL
Chairperson, PPV & FRA, Govt. of India
NASC Complex, New Delhi-110012

Sl. No.	Name of the New DUS Centre	Opening Balance as on 01.04.2015	Expenditure during 2014-15 & earlier years	Revised Balance as on 01.04.2015	Transfer Inward/ outward to other centres	Release During 2015-16	Refund	Expenditure during 2015-16	Closing Balance as on 31.03.2016
16	Comptroller Ch SKK Vishwavidyalaya, Palampur 136/15 (Kullu, Kangra, Sirmour, Bilaspur)	2,34,869	4,80,000	-2,45,131	-	4,46,798	-	-	2,01,667
17	Comptroller Gujarat Vidyapeeth Ahmadabad 136/15	1,14,799	-	1,14,799	-	-	98	-	1,14,701
18	Comptroller RAU Bikaner (136/15)	80,000	-	80,000	-	-	-	-	80,000
19	Comptroller SKUAST, Rajouri, Jammu	2,77,401	-	2,77,401	-	5,60,000	-	71,771	7,65,630
20	Comptroller VNMKV, Maharashtra	80,000	-	80,000	-	-	-	-	80,000
21	Comptroller, CKV, Chhattisgarh 136/15	80,000	-	80,000	-	-	-	-	80,000
22	Comptroller, I G KV Raipur (Dantewada)	41,314	-	41,314	-	-	-	-	41,314
23	Comptroller, IGKV, Raipur (136/15)	2,15,675	1,57,045	58,630	-	9,18,772	-	-	9,77,402
24	Comptroller, JNKVV, Jabalpur (136/15)	3,00,097	46,504	2,53,593	-	7,60,971	-	80,000	9,34,564
25	Comptroller, KVA & FSU, Bidar	746	-	746	-	80,000	-	-	80,746
26	Comptroller, MPUA&T, Udaipur	1,99,433	-	1,99,433	-	2,40,000	-	-	4,39,433
27	Comptroller, SBBPUA&T Meerut 136/15	2,50,611	-	2,50,611	-	3,89,389	-	74,428	5,65,572
28	Comptroller, SDAU, Gujarat (136/15)	-	-	-	-	80,000	-	79,946	54
29	Comptroller, Sher-E-Kashmir Uni. of AST, Srinagar	3,86,369	-	3,86,369	-	8,00,000	-	-	11,86,369
30	Comptroller, TNUV & AS, Chennai 136/15	-	-	-	-	80,000	-	80,000	-
31	Comptroller, UAS Raichur	3,20,573	79,983	2,40,590	-	4,80,000	-	-	7,20,590
32	Comptroller, VBU, West Bengal (136/15)	80,000	-	80,000	-	-	-	-	80,000
33	Comptroller, SKRAU Bikaner (Alwar)	4,25,416	-	4,25,416	-	1,60,000	77,875	-	5,07,541
34	CRJAF Barrackpore	1,250	-	1,250	-	-	-	-	1,250
35	CRRRI Kuttak	4,084	-	4,084	-	80,000	4,084	69,725	10,275
36	CSAU&T Kanpur	3,20,960	79,040	2,41,920	-	8,00,000	-	-	10,41,920

Contd...


J.P. SINGH
Financial Advisor, PPV & FRA, Govt. of India
NASC Complex, New Delhi-110012


R. C. AGRAWAL
Registrar General, PPV & FRA, Govt. of India
NASC Complex, New Delhi-110012


R. R. HANCHINAL
Chairperson, PPV & FRA, Govt. of India
NASC Complex, New Delhi-110012

Sl. No.	Name of the New DUS Centre	Opening Balance as on 01.04.2015	Expenditure during 2014-15 & earlier years	Revised Balance as on 01.04.2015	Transfer Inward/ outward to other centres	Release During 2015-16	Refund	Expenditure during 2015-16	Closing Balance as on 31.03.2016
37	Deendayal Res. Ins, Chittrakoot(136/15)	-	-	-	-	2,40,000	-	80,000	1,60,000
38	Dir Directorate of Agriculture Meghalaya (136/15)	80,000	-	80,000	-	-	-	-	80,000
39	Dir. CPRI Shimla (Modipuram Shimla)	1,60,000	-	1,60,000	-	-	-	-	1,60,000
40	Dir. DSR Indore- 136/15	16,423	-	16,423	-	-	-	-	16,423
41	Dir. Holycross VTI, Hazaribag 136/15	-	-	-	-	80,000	-	80,000	-
42	Dir. ICAR Res. Complex for GOA(136/14)	29,750	-	29,750	-	80,000	29,750.00	61,585	18,415
43	Dir. NRC for Agroforestry, Jhansi(136/15)	80,000	-	80,000	-	-	-	-	80,000
44	Dir. NRC for Banana, Trichy (136/14)	80,000	-	80,000	-	-	-	-	80,000
45	Dir. NRC for Grapes (136/15)	13,076	-	13,076	-	-	-	-	13,076
46	Dir. VPKAS Almorah	4,10,000	1,33,767	2,76,233	-	-	-	-	2,76,233
47	Dir., Directorate of Cashew Res Dakshina Kannada	-	-	-	-	1,00,000	-	-	1,00,000
48	Director CAZRI Jodhpur	2,40,767	-	2,40,767	-	80,000	24,177	-	2,96,590
49	Director CIAH, Bikaner (Panchmahal)	80,000	-	80,000	-	-	-	-	80,000
50	Director CISH Lucknow	80,000	-	80,000	-	1,60,000	-	-	2,40,000
51	Director CITH, Srinagar	2,40,000	-	2,40,000	-	80,000	-	-	3,20,000
52	Director CMFRI , Kochi Kerala	80,000	-	80,000	-	-	-	-	80,000
53	Director CRIDA Complex Hyderabad 136/15	-	-	-	-	73,941	-	73,941	-
54	Director Department of Agriculture Mizoram 136/15	80,000	-	80,000	-	-	-	-	80,000
55	Director Directorate of Arunachal Pradesh 136/15	-	-	-	-	80,000	-	-	80,000
56	Director ICAR Re.Compl. NEH, Umroi Barapani	2,40,000	80,000	1,60,000	-	7,20,000	-	-	8,80,000

Contd...


J.P. SINGH
Financial Advisor, PPV & FRA, Govt. of India
NASC Complex, New Delhi-110012


R. C. AGRAWAL
Registrar General, PPV & FRA, Govt. of India
NASC Complex, New Delhi-110012


R. R. HANCHINAL
Chairperson, PPV & FRA, Govt. of India
NASC Complex, New Delhi-110012

Sl. No.	Name of the New DUS Centre	Opening Balance as on 01.04.2015	Expenditure during 2014-15 & earlier years	Revised Balance as on 01.04.2015	Transfer Inward/ outward to other centres	Release During 2015-16	Refund	Expenditure during 2015-16	Closing Balance as on 31.03.2016
57	Director ICAR Re. Compl. Barapani	80,000	-	80,000	-	-	-	-	80,000
58	Director IIVR Varanasi	1,60,000	-	1,60,000	-	80,000	-	-	2,40,000
59	Director NBPGR New Delhi (136/15)	32	-	32	-	-	-	-	32
60	Director, CPCRI, Kasargod 136/15	1,60,000	79,911	80,089	-	-	89	-	80,000
61	Director, Directorate of Agriculture, Goa 136/15	12,689	-	12,689	-	-	-	-	12,689
62	Director, ICAR Complex, Old Goa 136/15	80,000	-	80,000	-	-	-	-	80,000
63	Director, ICAR, RC, NEH Region, Umiam, Meghalaya	4,80,000	-	4,80,000	-	1,60,000	-	80,000	5,60,000
64	Director, IIAB, Ranchi (136/15)	878	-	878	-	-	-	-	878
65	Director, IIHR, Bangalore (136/15)	-	-	-	-	80,000	-	80,000	-
66	Director, IISR, Calicut 136/15	80,000	-	80,000	-	-	-	-	80,000
67	Director, MSSRF Chennai	1	-	1	-	-	-	-	1
68	Director, NRC ON Mithun Medziphema 136/15	80,000	-	80,000	-	80,000	-	-	1,60,000
69	Director, Research SHIATS Allahabad(136/15)	-	-	-	-	3,20,000	-	2,40,000	80,000
70	Director, IARI New Delhi	1,49,866	-	1,49,866	-	80,000	-	-	2,29,866
71	Directorate of Groundnut Research, Junagrah, Gujrat	5,985	-	5,985	-	-	-	-	5,985
72	Directorate of Medicinal and Aromatic Plants Research	1,60,000	-	1,60,000	-	-	-	-	1,60,000
73	Directorate of oilseeds Research, Hyderabad	8,440	-	8,440	-	-	-	-	8,440
74	Directorate of Onion & Garlic Research, Rajgurunagar, pune	19,338	-	19,338	-	-	-	-	19,338

Contd...


J.P. SINGH
Financial Advisor, PPV & FRA, Govt. of India
NASC Complex, New Delhi-110012


R. C. AGRAWAL
Registrar General, PPV & FRA, Govt. of India
NASC Complex, New Delhi-110012


R. R. HANCHINAL
Chairperson, PPV & FRA, Govt. of India
NASC Complex, New Delhi-110012

Sl. No.	Name of the New DUS Centre	Opening Balance as on 01.04.2015	Expenditure during 2014-15 & earlier years	Revised Balance as on 01.04.2015	Transfer Inward/ outward to other centres	Release During 2015-16	Refund	Expenditure during 2015-16	Closing Balance as on 31.03.2016
75	FRI Dehradun (136/15)	80,000	-	80,000	-	-	-	-	80,000
76	Gobind Ballabh Pant Uni. of Agri.& Tech., (GBPUA&T) Pantnagar, Dehradun	4,83,652	80,000	4,03,652	-	4,80,000	-	-	8,83,652
77	Icar Rcer Patna(136/15)	-	-	-	-	80,000	-	-	80,000
78	IGFRI Jhansi(136/15)	80,000	-	80,000	-	80,000	-	-	1,60,000
79	IIHR Bangalore(Division of ornamental crop)	80,000	-	80,000	-	-	-	-	80,000
80	IIHR Bangalore(Division of Veg Crop)	1,56,532	-	1,56,532	-	-	-	-	1,56,532
81	IIPR, Kanpur	3,705	-	3,705	-	-	3,705	-	-
82	IISR Calicut	95,373	-	95,373	-	-	-	-	95,373
83	IISR Lucknow(136/15)	-	-	-	-	80,000	-	80,000	-
84	IIVR, Varanasi	2,246	-	2,246	-	-	-	-	2,246
85	JAU , Junagarh	68,804	-	68,804	-	3,20,000	-	-	3,88,804
86	Joint Dir, ICAR Research Compl for NEH Reg, Tripura	80,000	-	80,000	-	-	-	-	80,000
87	Kerala Agri. Uni., Thrichur(KAU) (Vellanikkara, Palghat)	5,76,393	1,92,286	3,84,107	-	1,60,000	-	-	5,44,107
88	Marathwada Agricultural University(MAU)	60,000	-	60,000	-	-	-	-	60,000
89	MPKV, Rahuri	80,000	-	80,000	-	80,000	-	46,271	1,13,729
90	Narendra Dev Uni. of Agri. and Technology Faizabad 136/15 (NDUA&T)	2,40,000	-	2,40,000	-	4,80,000	-	-	7,20,000
91	NAU Navsari, Gujarat(136/15)	81,150	49,398	31,752	-	-	-	-	31,752
92	NRC for Citrus	16,537	-	16,537	-	-	16,537	-	-
93	NRC of Orchids,Sikkim	80,000	-	80,000	-	1,60,000	-	1,60,000	80,000
94	Orissa Uni. of Agri.& Tech., Bhubaneswar136/15(OUAT)	5,02,400	-	5,02,400	-	13,55,000	-	-	18,57,400

Contd...



J.P. SINGH
Financial Advisor, PPV & FRA, Govt. of India
NASC Complex, New Delhi-110012



R. C. AGRAWAL
Registrar General, PPV & FRA, Govt. of India
NASC Complex, New Delhi-110012



R. R. HANCHINAL
Chairperson, PPV & FRA, Govt. of India
NASC Complex, New Delhi-110012

Sl. No.	Name of the New DUS Centre	Opening Balance as on 01.04.2015	Expenditure during 2014-15 & earlier years	Revised Balance as on 01.04.2015	Transfer Inward/ outward to other centres	Release During 2015-16	Refund	Expenditure during 2015-16	Closing Balance as on 31.03.2016
95	PAU, Ludhiana	17,983	12,515	5,468	-	2,22,017	-	2,22,267	5,218
96	PD,DWR Karnal 136/15	42,306	-	42,306	-	-	42,306	-	-
97	PDKV, Akola	3,60,000	80,000	2,80,000	-	80,000	-	-	3,60,000
98	Prin Dir Food Security & Agricul Devel Dep Tadong	80,000	-	80,000	-	80,000	-	-	1,60,000
99	Programme Coord. KVK Sharadanagar Baramati 136/15	80,000	-	80,000	-	-	-	-	80,000
100	Programme Coordinator KVK Jalna 136/15	1,054	-	1,054	-	-	-	-	1,054
101	Programme Coordinator KVK, Dhalai (136/15)	80,000	-	80,000	-	-	-	-	80,000
102	Programme Coordinator, KVK, Erode, TN 136/15	80,000	-	80,000	-	-	-	-	80,000
103	Programme Coordinator, KVK, Idukki, Kerala 136/15	80,000	80,000	-	-	-	-	-	-
104	Programme Coordinator, KVK, Kurnool 136/15	79,576	-	79,576	-	-	-	-	79,576
105	Programme Coordinator, KVK, Vivekanandapuram 136/15	1,422	-	1,422	-	-	-	-	1,422
106	Proj Dir Directorate of Floriculture IARI ND 136/15	80,000	-	80,000	-	-	-	-	80,000
107	Project Director, DMR, New Delhi	78,359	-	78,359	-	-	-	-	78,359
108	Project Director, DRR Hyderabad	4,00,000	-	4,00,000	-	1,27,000	-	-	5,27,000
109	Raja Dinesh Singh KVK Pratapgarh 136/15	-	-	-	-	80,000	-	80,000	-
110	RVSKVV, Gwalior (136/15)	71,761	-	71,761	-	7,10,000	-	5,50,000	2,31,761
111	Ramkrishna Ashram South 24 Parganas 136/15	-	-	-	-	80,000	-	80,000	-
112	RAU Pusa	1,75,340	-	1,75,340	-	3,20,000	-	-	4,95,340

Contd...


J.P. SINGH
Financial Advisor, PPV & FRA, Govt. of India
NASC Complex, New Delhi-110012


R. C. AGRAWAL
Registrar General, PPV & FRA, Govt. of India
NASC Complex, New Delhi-110012


R. R. HANCHINAL
Chairperson, PPV & FRA, Govt. of India
NASC Complex, New Delhi-110012

Sl. No.	Name of the New DUS Centre	Opening Balance as on 01.04.2015	Expenditure during 2014-15 & earlier years	Revised Balance as on 01.04.2015	Transfer Inward/ outward to other centres	Release During 2015-16	Refund	Expenditure during 2015-16	Closing Balance as on 31.03.2016
113	Sec. Ramkrishna Mission Ashram Ranchi 136/15	-	-	-	-	80,000	-	80,000	-
114	Sec. Vikas Bharti, Gumla Jharkhand, 136/15	182	-	182	-	-	-	-	182
115	Tamil Nadu Agri. Uni., Coimbatore (TNAU) pechiparai, kanyakumari, Dharmamouri	2,40,781	2,39,219	1,562	-	2,40,000	-	-	2,41,562
116	Tamil Nadu Agri. Uni., Hyderabad (TNAU)	1,606	-	1,606	-	-	-	-	1,606
117	UA&HS, Shimoga, Karnataka (136/15)	8,881	-	8,881	-	-	-	-	8,881
118	UAS Bagalkot(136/15)	13,431	-	13,431	-	4,00,000	-	-	4,13,431
119	UAS, Dharwad College of Forestry, Sirsi(136/15)	-	-	-	-	1,60,000	-	-	1,60,000
120	UAS,GVKV (hadonahalli, kandali)	4,79,706	3,20,000	1,59,706	-	4,00,000	-	-	5,59,706
121	UBKV, Cooch Behar, West Bengal(136/15)	1,60,000	-	1,60,000	-	3,20,000	-	-	4,80,000
122	UAS, Dharwad (Saidpur Farm, Bijapur)	4,61,779	-	4,61,779	-	3,89,257	-	57,201	7,93,835
123	UUh&FPauri Gharhwal Uttarakhand (136/15)	80,000	-	80,000	-	1,60,000	-	-	2,40,000
124	WBUA&FS Kolkata 136/15	-	-	-	-	80,000	-	-	80,000
125	YSPUH&F Solan (Chamba)	4,13,967	2,40,000	1,73,967	-	3,99,871	-	-	5,73,838
126	YSR Horticulture University Andhra Prades136/15	80,000	-	80,000	-	-	-	-	80,000
127	Zonal Projects Directorate -Zone -VIII, Bangalore	1,490	-	1,490	-	-	-	-	1,490
128	National Academy of Biological Science Chennai	2,00,000	-	2,00,000	-	-	-	-	2,00,000
129	Zonal Projects Directorate, ICAR Zone -I, Ludhiana, punjab	80,000	-	80,000	-	80,000	-	-	160,000

Contd...



J.P. SINGH
Financial Advisor, PPV & FRA, Govt. of India
NASC Complex, New Delhi-110012


R. C. AGRAWAL
Registrar General, PPV & FRA, Govt. of India
NASC Complex, New Delhi-110012


R. R. HANCHINAL
Chairperson, PPV & FRA, Govt. of India
NASC Complex, New Delhi-110012

Sl. No.	Name of the New DUS Centre	Opening Balance as on 01.04.2015	Expenditure during 2014-15 & earlier years	Revised Balance as on 01.04.2015	Transfer Inward/ outward to other centres	Release During 2015-16	Refund	Expenditure during 2015-16	Closing Balance as on 31.03.2016
130	Zonal Projects Directorater, ICAR Zone-II, Kolkata, W.B	-	-	-	-	80,000	-	-	80,000
131	Zonal Projects Directorater, ICAR Zone -III, Barapani, Mghalaya	48,070	-	48,070	-	31,930	-	72,935	7,065
132	Zonal Projects Directorate, ICAR Zone -IV, Kanpur, U.P	80,000	-	80,000	-	-	-	-	80,000
133	Zonal Projects Directorater, ICAR Zone -V, Hyderabad	3,306	-	3,306	-	76,694	-	59,809	20,191
134	Zonal Projects Directorate, ICAR Zone -VI, Jodhpur	-	-	-	-	4,00,000	-	28,510	3,71,490
135	Zonal Projects Directorate, ICAR Zone -VII, Jabalpur	5,533	-	5,533	-	74,467	-	80,000	-
136	Director(Agri), Govt. of Arunachal Pradesh, Kameng, lower Subansiri, geku (Korak), Upper Subansiri	80,000	-	80,000	-	4,00,000	-	-	4,80,000
137	KVK Papumpare	80,000	-	80,000	-	-	-	-	80,000
138	Director, NRC (Pig), Rani, Guwahti (KVK Goalpara)	80,000	-	80,000	-	-	-	-	80,000
139	JFCPCS, Utlou, Bishampur, Manipur	80,000	80,000	-	-	-	-	-	-
140	FEEDS, Hengbung, Senapati, Manipur	-	-	-	-	80,000	-	80,000	-
141	Directorate of Agriculture, Govt of Manipur, Thoubal, Manipur	80,000	80,000	-	-	-	-	-	-
142	Director of Agriculture Research and Education, Govt of Mizoram	-	-	-	-	4,00,000	-	-	4,00,000
143	Director of Agriculture Research and Education, Govt of Nagaland, Kohima, tuesang	1,60,000	-	1,60,000	-	4,00,000	-	-	5,60,000
144	Director of Agriculture Research and Education, Govt of Meghalaya, Shillong	-	-	-	-	80,000	-	-	80,000

Contd....


J.P. SINGH
Financial Advisor, PPV & FRA, Govt. of India
NASC Complex, New Delhi-110012


R. C. AGRAWAL
Registrar General, PPV & FRA, Govt. of India
NASC Complex, New Delhi-110012


R. R. HANCHINAL
Chairperson, PPV & FRA, Govt. of India
NASC Complex, New Delhi-110012

Sl. No.	Name of the New DUS Centre	Opening Balance as on 01.04.2015	Expenditure during 2014-15 & earlier years	Revised Balance as on 01.04.2015	Transfer Inward/ outward to other centres	Release During 2015-16	Refund	Expenditure during 2015-16	Closing Balance as on 31.03.2016
145	Director of Agriculture Research and Education, Govt of Sikkim (Gyaba)	80,000	-	80,000	-	-	-	-	80,000
146	Director of Agriculture Research and Education, Govt of Tripura	80,000	-	80,000	-	80,000	-	-	160,000
147	Sarpanch Samaj, New Delhi (Auraiya)	-	-	-	-	80,000	-	80,000	-
148	Kalyan, Purulia, West Bengal	-	-	-	-	80,000	-	80,000	-
149	Director, IVRI, Izatnagar, Bareilly	7,948	-	7,948	-	72,052	-	-	80,000
150	Grama Nava Nirman Samithi, Jayaprakashnagar, jammikunta, karimnagar	-	-	-	-	80,000	-	80,000	-
151	Director, CTRI, Andhra Pradesh	-	-	-	-	80,000	-	-	80,000
152	Sir Aurobindo Institute of Rural Development, Gaddipalli, Nalgonda SAIRD	80,000	-	80,000	-	-	-	-	80,000
153	Bhagavatula Charitable Trust, Visakhapatnam	80,000	-	80,000	-	-	-	80,000	-
154	Pravara Institute of Research and education in natural and social science, Ahmednagar PIRENSS	-	-	-	-	80,000	-	79,858	142
155	Deendayal Res. Ins, New Delhi (Beed)	-	-	-	-	80,000	-	-	80,000
156	Satpuda Education Society, Jaigaon Jamod Buldana	-	-	-	-	80,000	-	-	80,000
157	Sant Namdev Sevabhavi Sanstha, Hingoli	80,000	-	80,000	-	-	-	-	80,000
158	Krishi Vigyan Kendra Latur (KVKL)	-	-	-	-	80,000	-	-	80,000
159	Dr. Hedgewar Seva Samiti, Nandurbar	80,000	-	80,000	-	80,000	-	-	1,60,000
160	Yashwantrao Chavan Maharashtra open university Nashik (yashwantraochavan)	80,000	80,000	-	-	-	-	-	-

Contd...


J.P. SINGH
Financial Advisor, PPV & FRA, Govt. of India
NASC Complex, New Delhi-110012


R. C. AGRAWAL
Registrar General, PPV & FRA, Govt. of India
NASC Complex, New Delhi-110012


R. R. HANCHINAL
Chairperson, PPV & FRA, Govt. of India
NASC Complex, New Delhi-110012

Sl. No.	Name of the New DUS Centre	Opening Balance as on 01.04.2015	Expenditure during 2014-15 & earlier years	Revised Balance as on 01.04.2015	Transfer Inward/ outward to other centres	Release During 2015-16	Refund	Expenditure during 2015-16	Closing Balance as on 31.03.2016
161	Shabari Krishi Pratishthan, Solapur	9,284	-	9,284	-	70,716	-	-	80,000
162	Comp. NAU, Gujarat (KVK) Navsari, Narmada	1,60,000	1,12,955	47,045	-	2,40,000	-	-	2,87,045
163	Society to Uplift Rural Economy (SURE) Barmer	80,000	-	80,000	-	-	58,553	-	21,447
164	Comp. Banasthali University, Tonk	3,225	-	3,225	-	-	-	-	3,225
165	Lokbharati Gramvidyapith, Sanosara, Bhavnagar	32,220	-	32,220	-	-	-	-	32,220
166	Ambuja Cement Foundation, kodinar	32,950	-	32,950	-	-	-	-	32,950
167	Mangal Bharti, AT & PO Golagamdi, Vadodara, Gujarat	4,530	-	4,530	-	-	4,530	-	-
168	Centre for Rural Development & Environment, Bhopal (Sehore)	-	-	-	-	80,000	-	79,500	500
169	Chairman, K.H Patil, Agricultural Sciences Foundation, Gadag (Hulkoti)	38	-	38	-	-	-	-	38
170	Exe. Sec., MYRADA, Banglore (Erode)	80,000	-	80,000	-	-	-	-	80,000
171	Chairmen, Christian Agency for Rural Pethennamhitta Development, Tiruvalla (Kolabhogom) CAFRPD	80,000	-	80,000	-	-	-	-	80,000
172	Gujarat Vidyapeeth Ahmadabad 136/15 (AMBHETI)	3,475	-	3,475	-	-	-	-	3,475
173	Agricultural Development Trust, baramati Pune (Sharadanagar)	80,000	80,000	-	-	-	-	-	-
174	Marathwada Sheti Sahaya Mandal, Aurangabad (Jaina)	78,946	-	78,946	-	80,000	-	-	1,58,946
175	Shran Sadhana Amravati (Badnere) (Durgapur)	-	-	-	-	80,000	-	80,000	-
176	Rashtriya Seva Samithi, Seva Nilayam, Chittoor (RASS)	80,000	80,000	-	-	-	-	-	-

Contd...


J.P. SINGH
Financial Advisor, PPV & FRA, Govt. of India
NASC Complex, New Delhi-110012


R. C. AGRAWAL
Registrar General, PPV & FRA, Govt. of India
NASC Complex, New Delhi-110012


R. R. HANCHINAL
Chairperson, PPV & FRA, Govt. of India
NASC Complex, New Delhi-110012

Sl. No.	Name of the New DUS Centre	Opening Balance as on 01.04.2015	Expenditure during 2014-15 & earlier years	Revised Balance as on 01.04.2015	Transfer Inward/ outward to other centres	Release During 2015-16	Refund	Expenditure during 2015-16	Closing Balance as on 31.03.2016
177	President, JSS Mahavidyapeeth, Mysore (Suttur)	80,000	80,000	-	-	-	-	-	-
178	The Sec. Sri Avinashilingam Ins. Of Higher edu. And Home Science Coimbatore (Vivekanandapuram) SAIHEHC	78,578	-	78,578	-	-	-	-	78,578
179	Dir. of Agri. Govt of India Panaji (South Goa)	53,270	-	53,270	-	-	-	-	53,270
180	Dir. of Agri. Pondicherry	80,000	-	80,000	-	-	-	-	80,000
181	Secretary General, UPASI, Coonoor, Nilgiri	3,452	-	3,452	-	-	-	-	3,452
182	President, Bapooji Sewak Samaj, Kumily	80,000	80,000	-	-	-	-	-	-
183	Nagaland Uni., Zunheboto	80,000	80,000	-	-	-	-	-	-
184	KSR College of Tech. Tiruchengode, tamil Nadu	1,60,000	1,60,000	-	-	-	-	-	-
185	Registrar, Amity University, Noida	-	-	-	-	80,000	-	-	80,000
186	UAS Bangalore	80,000	-	80,000	-	3,50,000	-	-	4,30,000
187	Dir. Bioved Research institute of Agri and tech, Allahabad	80,000	-	80,000	-	-	-	-	80,000
188	Deendayal Shodh Sansthan KVK prayojit	1,60,000	-	1,60,000	-	-	-	-	1,60,000
189	Chairman, Navbharata Education and Social Research Insitution	-	-	-	-	80,000	-	-	80,000
190	Swasraya bharath	-	-	-	-	50,000	-	50,000	-
191	Director Youth for Sustainable development	-	-	-	-	2,40,000	-	1,60,000	80,000
192	Director NBRI Lucknow	-	-	-	-	80,000	-	80,000	-
193	Secretary, Bhagwat Bhakti Ashram	-	-	-	-	80,000	-	-	80,000
194	At&AO, CITH, Srinagar(Baramulla)	-	-	-	-	80,000	-	-	80,000

Contd...



J.P. SINGH
Financial Advisor, PPV & FRA, Govt. of India
NASC Complex, New Delhi-110012




R. C. AGRAWAL
Registrar General, PPV & FRA, Govt. of India
NASC Complex, New Delhi-110012



R. R. HANCHINAL
Chairperson, PPV & FRA, Govt. of India
NASC Complex, New Delhi-110012

Sl. No.	Name of the New DUS Centre	Opening Balance as on 01.04.2015	Expenditure during 2014-15 & earlier years	Revised Balance as on 01.04.2015	Transfer Inward/ outward to other centres	Release During 2015-16	Refund	Expenditure during 2015-16	Closing Balance as on 31.03.2016
195	President, SK Choudhary Educational Trust, New(Madhubani)	-	-	-	-	80,000	-	-	80,000
196	General Secretary, Gram Nirman Mandal, KVK, Nawada, Bihar	-	-	-	-	80,000	-	80,000	-
197	ICAR-IINR & G, Ranchi	-	-	-	-	80,000	-	-	80,000
198	Deputy commissioner cum chairman, sujani	-	-	-	-	80,000	-	78,760	1,240
199	Comptroller, RMVU, HOWRAH	-	-	-	-	80,000	-	-	80,000
200	President, Seva Bharti, Midnapore, West bengal	-	-	-	-	80,000	-	80,000	-
201	Comptroller Nagaland university, Kohima	-	-	-	-	80,000	-	-	80,000
202	Comp, alahabad agril.deemed university, allahbad	-	-	-	-	80,000	-	-	80,000
203	KVK	-	-	-	-	80,000	-	-	80,000
204	Chairman, KRBS. Edu Society, Lucknow	-	-	-	-	80,000	-	-	80,000
205	Dir. Dr B.R Ambedkar, Welfare society, Allahbad	-	-	-	-	80,000	-	-	80,000
206	Sh. Hanumantharaya Edu. & char. Society, KVK kurnool	-	-	-	-	80,000	-	-	80,000
207	Comptroller Dr.YUSHU,venkatarmagude	-	-	-	-	80,000	-	-	80,000
208	Comptroller, T.S agril. University, hyderabad	-	-	-	-	2,40,000	-	1,60,000	80,000
209	Youth for action, Secunderabad	-	-	-	-	80,000	-	76,410	3,590
210	Comp. PV narsimha Rao TS vet. University Hyderabad	-	-	-	-	80,000	-	-	80,000
211	Gokhale Education Society, Prin T.A Kulkarni Vidyayanagr, Nashik	-	-	-	-	80,000	-	-	80,000

Contd...


J.P. SINGH
Financial Advisor, PPV & FRA, Govt. of India
NASC Complex, New Delhi-110012


R. C. AGRAWAL
Registrar General, PPV & FRA, Govt. of India
NASC Complex, New Delhi-110012


R. R. HANCHINAL
Chairperson, PPV & FRA, Govt. of India
NASC Complex, New Delhi-110012

Sl. No.	Name of the New DUS Centre	Opening Balance as on 01.04.2015	Expenditure during 2014-15 & earlier years	Revised Balance as on 01.04.2015	Transfer Inward/ outward to other centres	Release During 2015-16	Refund	Expenditure during 2015-16	Closing Balance as on 31.03.2016
212	Chairman Suvide Foundation, washim	-	-	-	-	80,000	-	79,950	50
213	Vasantro Naik Marathawada Krishi vidhyapeeth Prabhani	-	-	-	-	80,000	-	80,000	-
214	Sindhudurg Zilla krishi Pratishthan, Sindhudurg.	-	-	-	-	80,000	-	-	80,000
215	Comptroller SKNAU Jobner	-	-	-	-	4,00,000	1,60,000	-	2,40,000
216	Comptroller Agricultural University Jodhpur	-	-	-	-	2,40,000	-	-	2,40,000
217	Comptroller Agricultural University Kota	-	-	-	-	2,40,000	-	-	2,40,000
218	Programme Co-ordinator, KVK, Samoda	-	-	-	-	80,000	-	80,000	-
219	Register IIS University	-	-	-	-	80,000	-	55,134	24,866
220	International Agrobiodiversity Congress 2016	-	-	-	-	5,00,000	-	5,00,000	-
221	Secretary, ISVS, Varanasi	-	-	-	-	80,000	-	-	80,000
222	Krishi Vigyan Kendra, Nagaland University lumami	-	-	-	-	80,000	-	-	80,000
223	Senior Scientist & Head, ICAR-KVK, pathanamthitta	-	-	-	-	80,000	142	-	79,858
	Total	1,96,91,746	46,88,975	1,50,02,771	-	2,79,98,875	4,44,293	74,27,785	3,51,29,568


J.P. SINGH
Financial Advisor, PPV & FRA, Govt. of India
NASC Complex, New Delhi-110012


R. C. AGRAWAL
Registrar General, PPV & FRA, Govt. of India
NASC Complex, New Delhi-110012


R. R. HANCHINAL
Chairperson, PPV & FRA, Govt. of India
NASC Complex, New Delhi-110012


ADVANCE TO OUTSIDERS

Amount (In Rs.)

Sl. No.	Name of Beneficiary	Opening Balance as on 01.04.2015	Expenditure of Earlier years	Transfer Inwards/ Outwards	Release During 2015-16	Expenditure during 2015-16	Refund Received	Closing as on 31.03.2016
1	Asian Agri-History Foundation Trust	-	-	-	4,125	4,125	-	-
2	Director GPO, New Delhi	-	-	-	-	-	-	-
3	Ensure Support Services India Ltd.	-	-	-	27,810	27,810	-	-
4	Franking Machine GPO	-	-	-	2,50,000	2,50,000	-	-
5	Indian society of seeds spices, ajmer	-	-	-	50,000	50,000	-	-
6	Lexis Nexis	-	-	-	23,800	23,800	-	-
7	National Insurance Ltd	-	-	-	5,364	5,364	-	-
8	NNS events & exhibitions pvt. Ltd	-	-	-	1,48,652	-	-	1,48,652
9	Patent and Trademark Cases, Delhi	-	-	-	5,100	5,100	-	-
10	Sahara Net Corp Ltd Lucknow	3,03,908	-	-	-	-	-	3,03,908
11	sec.indian society of ext. education	-	-	-	80,000	-	-	80,000
12	Secretary ICAR New Delhi	-	-	-	20,000	20,000	-	-
13	Swamy Publishers	-	-	-	600	600	-	-
14	UAS Banglore	2,50,000	2,50,000	-	-	-	-	-
15	ZPD, Zone -iii ICAR Umiam, Meghalaya	50,000	-	-	-	-	-	50,000
16	MPKV Rahuri	-	-	-	5,63,140	5,63,140	-	-
17	International Society for Noni Science, Chennai	-	-	-	50,000	-	-	50,000
	Total	6,03,908	2,50,000	-	12,28,591	9,49,939	-	6,32,560


 J.P SINGH
 Financial Advisor, PPV & FRA, Govt. of India
 NASC Complex, New Delhi-110012


 R. C. AGRAWAL
 Registrar General, PPV & FRA, Govt. of India
 NASC Complex, New Delhi-110012


 R. R. HANCHINAL
 Chairperson, PPV & FRA, Govt. of India
 NASC Complex, New Delhi-110012

ADVANCE TO STAFF

Amount (In Rs.)


Sl. No.	Name of Beneficiary	Advance during the Year 2015-16
1	DDO	7,10,900
2	A C Sharma (Guwahati)	20,000
3	Ravi Prakash	2,35,000
4	D.S Mishra	25,000
5	Dipal Roy Choudhary	27,000
	Total	10,17,900



J.P SINGH
Financial Advisor, PPV & FRA, Govt. of India
NASC Complex, New Delhi-110012



R. C. AGRAWAL
Registrar General, PPV & FRA, Govt. of India
NASC Complex, New Delhi-110012



R. R. HANCHINAL
Chairperson, PPV & FRA, Govt. of India
NASC Complex, New Delhi-110012

STATUTORY LIABILITIES PAID

Annexure - L/I

ANNUAL ACCOUNTS 2015-16

Amount (In Rs.)

Sl. No.	Particulars	Amount (Rs)
1	CGEGIS	19,860
2	CGHS	3,900
3	GPF(108/2)	8,71,000
4	CPF	1,92,000
5	GPF LOAN 1	-
6	GPF LOAN 2	-
7	TDS(Advertisement)	-
8	TDS(Contractor)	2,71,965
9	TDS(Professional)	62,901
10	TDS(Salary)	15,62,504
11	NPS	12,24,092
12	Professional tax	2,496
	Total	42,10,718


J.P SINGH
Financial Advisor, PPV & FRA, Govt. of India
NASC Complex, New Delhi-110012



R. C. AGRAWAL
Registrar General, PPV & FRA, Govt. of India
NASC Complex, New Delhi-110012


R. R. HANCHINAL
Chairperson, PPV & FRA, Govt. of India
NASC Complex, New Delhi-110012

OTHER REMMITANCES

Amount (In Rs.)

Sl. No.	Particulars	Amount (Rs)
1	HBA	49,460
2	LICENSE FEES	38,560
3	Others(108/11)	1,30,500
	Total	2,18,520



J.P SINGH
Financial Advisor, PPV & FRA, Govt. of India
NASC Complex, New Delhi-110012



R. C. AGRAWAL
Registrar General, PPV & FRA, Govt. of India
NASC Complex, New Delhi-110012



R. R. HANCHINAL
Chairperson, PPV & FRA, Govt. of India
NASC Complex, New Delhi-110012

REFUND OF ADVANCE FROM TRAINING CENTRES

Amount (In Rs.)

Sl. No.	Name of Training Centres	Refund received
1	Cenrtal Agri. Research Inst.,Port Blair (CARI)	22,447
2	Comptroller Gujarat Vidyapeeth Ahmadabad 136/15	98
3	Comptroller,SKRAU Bikaner(Alwar)	77,875
4	CRRRI Kuttak	4,084
5	Dir. ICAR Res. Complex for GOA(136/14)	29,750
6	Director CAZRI Jodhpur	24,177
7	Director, CPCRI, Kasargod 136/15	89
8	IIPR, Kanpur	3,705
9	NRC for Citrus	16,537
10	PD,DWR Karnal 136/15	42,306
11	Society to Uplift Rural Economy (SURE) Barmer	58,553
12	Mangal Bharti, AT & PO Golagamdi, Vadodara, Gujarat	4,530
13	Comptroller SKNAU Jobner	1,60,000
14	Senior Scientist&Head,ICAR-KVK, Pathanamthitta	142
	Total	4,44,293


 J.P SINGH
 Financial Advisor, PPV & FRA, Govt. of India
 NASC Complex, New Delhi-110012


 R. C. AGRAWAL
 Registrar General, PPV & FRA, Govt. of India
 NASC Complex, New Delhi-110012


 R. R. HANCHINAL
 Chairperson, PPV & FRA, Govt. of India
 NASC Complex, New Delhi-110012

SCHEDULE -24**SIGNIFICANT ACCOUNTING POLICIES OF PPV & FRA FOR THE YEAR ENDED 31st March, 2016****1. ACCOUNTING CONVENTION**

The Financial Statements are prepared under the historical cost convention, in accordance with Generally Accepted Accounting Principles (GAAP), the applicable mandatory Accounting Standards (AS) issued by Institute of Chartered Accountants of India and relevant presentational requirements for Central Autonomous Bodies as prescribed by Controller General of Accounts. The Authority follows the accrual method of accounting in respect of all items of expenditure and income except where otherwise stated.

2. FIXED ASSETS

- a) Fixed Assets are accounted for after these are taken on charge duly inspected.
- b) Fixed Assets are stated at cost less accumulated depreciation. Cost comprises the purchase price, inward freight, duties & taxes and any other directly attributable cost of bringing the assets to its working conditions for its intended use. Financing cost relating to acquisition/construction of qualifying fixed assets are also included to the extent they relate to the period till such assets are ready for their intended use.
- c) Fixed Assets received by way of non-monetary grants are capitalized at value stated by corresponding credit to Capital Reserve. Fixed Assets received as free gift are taken into account at nominal value of Re.1/-

3. DEPRECIATION

- a) Depreciation is provided on written down value method at rates specified in Income Tax Act, 1961.
- b) Each item of fixed assets costing Rs.5,000 and below are fully depreciated in the year of acquisition.

4. LEASE

Lease rentals are expensed with reference to lease terms.

5. IMPAIRMENT OF ASSETS

An asset is treated as impaired when the carrying cost of the asset exceeds its recoverable value. The impairment loss is charged to Income & Expenditure Statement for the year in which the asset is identified as impaired. The impairment loss recognized in prior accounting period is reversed if there has been a change in the estimated or recoverable amount.

6. MISCELLANEOUS EXPENDITURE

Deferred revenue expenditure is written off over a period of 5 years from the year it is incurred.

7. GOVT. GRANTS / SUBSIDIES

- a) Lump-sum grants-in-aid is received from Government of India for meeting the expenditure of recurring nature whether capital or revenue and salaries. Cost of depreciable assets created out of Grants in Aid is credited to "Corpus/Capital Fund" account. Depreciation on those assets is also charged against Corpus/Capital Fund over the useful life of asset and is recognised as income in the Income & Expenditure Account. Excess of balance grant over the revenue expenditure is transferred to


J.P SINGH
Financial Advisor, PPV & FRA, Govt. of India
NASC Complex, New Delhi-110012


R. C. AGRAWAL
Registrar General, PPV & FRA, Govt. of India
NASC Complex, New Delhi-110012


R. R. HANCHINAL
Chairperson, PPV & FRA, Govt. of India
NASC Complex, New Delhi-110012

Corpus/Capital Fund at the end of the year. Grants-in-aid/subsidies given to DUS Centers and others after approval from Competent Authority is accounted for as advance to them and on receipt of audited utilization certificate in the prescribed format from the respective DUS Centers/Others, actual expenditure incurred is debited to grants-in-aid to DUS centers/others account from advance account and balance amount of advance as on last day of the year represents as unspent balance of advance.

- b) In case when the centre submits the utilization certificate for previous year after finalization of accounts, the expenditure is adjusted against provision made and if there is no provision the same is accounted for prior period adjustment account, as the case may be.
- c) In case actual expenditure incurred is more than advance paid, necessary liability is created for the excess amount incurred based on utilization certificate received and the amount is released on approval of Competent Authority and in case additional expenditure so incurred, is not found justified, the liability created is written back.

8. **FOREIGN CURRENCY TRANSACTIONS**

Transactions in foreign currencies are recorded at the exchange rate prevailing on the date of transactions.

9. **RETIREMENT BENEFITS**

- a) Authority's contributions paid/payable during the year to New Pension Scheme is recognized in the Income and Expenditure Statement.
- b) The liabilities in respect of Gratuity are provided on the basis of actuarial valuation ascertained annually at the year end.
- c) The liability for leave encashment to employees is ascertained annually on accrual basis based on actuarial valuation at the year end and provided for.

10. **TAXATION**

As per section 91 of PPV & FR Act 2001, the Authority is not liable to pay wealth tax, income-tax or any other tax in respect of their wealth, income, profits or gains derived.

11. **PROVISIONS, CONTINGENT LIABILITIES AND CONTINGENT ASSETS**

Provisions involving substantial degree of estimation in measurement are recognized when there is a present obligation as a result of past events and it is probable that there will be an outflow of resources. Contingent liabilities are not recognized but are disclosed in the Notes forming part of the accounts. Contingent assets are neither recognized nor disclosed in the financial statements.


12. **INCOME AND EXPENSES**

All the income and expenses of the year, except those specified later in this paragraph, are accounted for on accrual basis under the specific direct heads of accounts

- a) Income or Expenditure of earlier years, which arise as a result of errors or omissions in making provision/ creating the liability in the one or more prior periods, is accounted for under "Prior Period Adjustment" account.
- b) If actual expenditure or income exceeds the liability created /provision made on estimated basis, the same are accounted for on cash basis.
- c) Expenditure/Income accruing to the Authority on account of decision taken after the date of finalization


J.P SINGH
Financial Advisor, PPV & FRA, Govt. of India
NASC Complex, New Delhi-110012


R. C. AGRAWAL
Registrar General, PPV & FRA, Govt. of India
NASC Complex, New Delhi-110012


R. R. HANCHINAL
Chairperson, PPV & FRA, Govt. of India
NASC Complex, New Delhi-110012

of annual accounts and extra ordinary items, if any, having retrospective effect, is accounted for on cash basis.

- d) In determining the accounting treatment and manner of disclosure of an item in the Balance Sheet and/or Income and Expenditure Account, due consideration is given to the concept of materiality and hence pre paid/prior period items up to Rs. 1,000 in each case are accounted for to the natural heads of account on cash basis.

13. REVENUE RECOGNITION

- a) Fee for Application/Registration, Fee for granting extension and for notice of opposition and contribution from any national and International Organization and from other sources are recognized as income on their receipt.
- b) (i) The DUS Test Fee received during the financial year 2013-14 and onwards is treated as income of the Authority in the year in which it is received.
- (ii) For DUS Test Fee received and advance paid there against for the period from 2008-09 to 2012-13, 50% advance paid to respective DUS Centre is to be adjusted against DUS Test Fee received based on registration certificate issued and Test report received so far in each case and balance 50% of advance is to be treated as income of the Authority instead of remitting to concerned DUS Centres. Simultaneously 30% share of the Authority of the total DUS Test Fee received is also to be treated as income. In those cases where test report has not yet been received the amount is to be settled as and when the test report is received.
- c) Amounts received for benefit sharing and compensation from the breeders, are treated as liability payable to claimants as and when such amounts are received.
- d) PVJ Subscription received in advance is accounted for as prepaid to the extent relates to next financial year.
- e) Interest income is recognized on a time proportion basis taking into account the amount outstanding and rate applicable.

14. SEPARATE DISCLOSURE

Separate disclosures are made in the Income and Expenditure Account in respect of:

- a) "Prior Period" items which comprise material items of income or expenses which arise in the current period as a result of errors or omissions in the preparation of the financial statements of one or more prior periods
- b) "Extra-ordinary" items, which are material items of income or expenses that arise from events or transactions that are clearly distinct from the ordinary activities of the entity and, therefore, are not expected to recur frequently or regularly.
- c) Any item under the head "Miscellaneous Income" which exceeds 1 per cent of the gross income of the Authority or Rs.50,000/- whichever is higher, is shown against an appropriate account head in the Income and Expenditure Account.
- d) Any item under the head "Miscellaneous Expenses which exceeds 1 per cent of the gross income or Rs.50,000 whichever is higher is shown as a separate distinct item against an appropriate account head in the Income and Expenditure Account.



J.P. SINGH
Financial Advisor, PPV & FRA, Govt. of India
NASC Complex, New Delhi-110012



R. C. AGRAWAL
Registrar General, PPV & FRA, Govt. of India
NASC Complex, New Delhi-110012



R. R. HANCHINAL
Chairperson, PPV & FRA, Govt. of India
NASC Complex, New Delhi-110012

SCHEDULE -25

CONTINGENT LIABILITIES AND NOTES TO ACCOUNTS FOR THE YEAR ENDED 31.03.2016

1. Contingent liabilities

- (i) In a concerned Court case against the Authority regarding refund of fees of applicants who filed the applications before relevant Gazette notification amounting to Rs.29,15,000/- approximately as intimated. Honorable High court has given its judgment for refund of such fees. The Authority has, however, taken stay orders against the verdict of the Honorable High Court.
- (ii) Amount of liability, if any, in respect of claims/court cases filed by the employees/parties are not ascertainable.

2. Capital Commitments

Supply order was given to Sahara Next Corp. Ltd. for designing and development of portal of the PPV&FR Authority for Rs. 12,15,633/- (inclusive of service tax of Rs. 1,33,724/-) on 26.04.2012 but a sum of Rs.3,03,908/- at the rate of 25% of the total cost has been paid during 2012-13 and balance 75% amount of Rs. 9,11,725/- is yet to be paid as on 31.03.2016 because designing and development of portal is a time consuming process as it has to meet the technical requirement of testing, hosting & implementation on data centre of National Informatics Centre (NIC). A committee has, however, been constituted to review the software related work assigned to M/s Sahara Next Corp. Ltd. Similarly a supply order was given to M/s Ad-Ventures for preparation of a film "Krishak Adhikar Krishika vikas and its translation into 8 regional languages for Rs.4,40,451/- vide letter no. PPV&FRA/21-25/2006/1264 dated 14.5.2013. However, till 31.03.2016, Rs. 3,59,552/- has been paid on part performance of the work allotted. Balance of Rs. 80,889/- shall be paid after submission of 100 DVDs as mentioned in the aforesaid workload allotted. Thus, commitment on capital account not provided for as on 31.03.2016 amounts to Rs. 9,92,614/-

3. Lease Obligations

- a) Office building of the Authority at NASC Complex, DPS Marg, opposite Todapur Village, New Delhi has been taken by Authority from ICAR, on the basis of monthly rent @Rs. 22,459/-.
- b) For its two branch offices located at Guwahati & Ranchi a lease agreement has been executed with Assam Agriculture University, Jorhat (AAU) on 30.12.2011 for office building at Guwahati at the rate of Rs. 60,000 p.a and a lease agreement has also been executed with Birsa Agricultural University (BAU), Ranchi on 01.09.2012 for office building at Ranchi at the rate of Rs.50,000 p.a.
- c) ICAR has allotted 10,480 sq. mt. of land adjoining to Harbhajan Enclave in Pusa Complex, New Delhi to PPV & FRA vide letter no. 2(2)/2007 C Pt./ EC dated 24.01.2011 on lease basis for thirty years from 28.04.2011 which can be further extended on mutual agreement. A lease Deed has been executed on the 11th November 2013 between Indian Agriculture Research Institute (IARI)/ Indian Council of Agricultural Research (ICAR) and Protection of Plant Varieties and Farmers' Rights Authority (PPV&FRA) on a nominal lease rent of Re. 1/- p.a.

4. Construction of Authority Building

In the EFC Memo of XIIth five year plan, a provision of Rs.62.67 crores has been made for construction of Plant Variety Bhawan as a share of PPV & FRA on phased manner. Land measuring 10,480 sq.mt. has been transferred by ICAR to PPV&FRA in IARI adjoining Harbhajan Enclave, New Delhi on lease basis. After completing all codal formalities, the Authority initiated the process of construction of the building and obtained necessary clearances. In the mean time the Planning Commission took up the matter with the DAC to explore


J.P SINGH
Financial Advisor, PPV & FRA, Govt. of India
NASC Complex, New Delhi-110012


R. C. AGRAWAL
Registrar General, PPV & FRA, Govt. of India
NASC Complex, New Delhi-110012


R. R. HANCHINAL
Chairperson, PPV & FRA, Govt. of India
NASC Complex, New Delhi-110012

the possibility of accommodating National Rainfed Area Authority (NRAA) and DAC in the proposed Plant Variety Bhawan. To explore the possibilities of constructing additional floors, a joint meeting between the officers of DAC, NRAA, PPV&FRA and UPRNN Ltd. was held on 24th August, 2012. As per the minutes of the meeting it was decided that three additional floors and one basement shall be constructed out of which two floors shall be for NRAA and one for DAC. A MOU has been executed between PPV&FRA and NRAA on 7.4.2014 for sharing the building area and cost thereof.


As per the terms of the MOU, the cost of construction of two floors, the designated portion of the basement and other common facilities shall be borne by NRAA on pro rata basis based on the built up area. Whatever the PPV&FRA has done so far related to the process of bidding, drawing, estimates etc. shall be redone and that any expenditure for revising the designs, drawings, estimates bidding documents, revised clearances etc shall be borne by NRAA. PPV&FRA has since received an advance of Rs.5 crore for meeting the cost of initial activities of construction of building. The claim of Uttar Pradesh Rajkiya Nirman Nigam Ltd (UPRNL) for Rs.187.40 lakhs for revising the layout plan is, therefore, to be borne by NRAA. It has further been stated in the MOU that after completion of the building, the annual common maintenance and upkeep charges shall be shared by NRAA on a pro-rata basis based on built up area of the building

5. Fixed Assets

As on 31.03.2016, the physical verification of assets was conducted by a team constituted by the management. It has been reported that there has been no shortage/excess of assets found.

6. Current Assets, Loans and Advances

- a) Rs. 45,000 is shown as advance receivable from Department of Agriculture and Cooperation Government of India, New Delhi on account of Contributory Provident Fund(CPF) contribution of ex-chairperson. On the instructions of the Ministry, CPF was discontinued to the Chairperson; this amount has been paid by the Authority and has to be received back from ministry for which ministry has been requested but the refund is awaited.
- b) Adjustment of liability of DUS Test Fee for Rs. 3,16,12,000/- and advance paid there against for Rs. 77,36,500/- for the period from 2008-09 to 2012-13 is yet to be done as the linking of individual cases of DUS Test Fee received with advances paid to respective DUS Test Centers and date of DUS Test Reports received from them is under the process of finalization and reconciliation.
- c) Advance against existing DUS centres stood at Rs. 2,07,61,744/- as opening balance as on 01.04.2015 and Rs. 3,91,79,207/- was released during the year 2015-16 to various existing DUS centres. Utilization Certificates of Rs. 2,00,07,805/- for the year 2015-16 and Rs. 39,58,093/- for the year 2014-15 and earlier years were received till close of the accounts of 2015-16 and balance of Rs. 3,74,25,053/- is lying outstanding as on 31.03.2016 pending receipt of utilization certificate from the concerned DUS centres as per **Annexure – B & C**.
- d) Advance against New DUS centers stood as Rs. 1,61,55,208/- as opening balance as on 01.04.2015 and Rs. 2,15,16,314 was released during the year 2015-16 to various New DUS centers. Utilization Certificates of Rs. 45,90,067/- for the year 2015-16 and Rs.48,27,463/- for the year 2014-15 and earlier years were received till closing of accounts of 2015-16 and balance of Rs.2,71,18,036/- is outstanding as on 31.03.2016 pending receipt of utilization certificates from concerned New DUS centers as per **Annexure – D & E**.
- e) Advance against Referral Laboratories stood as Rs. 22,61,611/- as opening balance as on 01.04.2015 is outstanding as on 31.03.2016 pending receipt of refunds or utilization certificates from concerned referral laboratories as per **Annexure – F**.



J.P. SINGH
Financial Advisor, PPV & FRA, Govt. of India
NASC Complex, New Delhi-110012



R. C. AGRAWAL
Registrar General, PPV & FRA, Govt. of India
NASC Complex, New Delhi-110012



R. R. HANCHINAL
Chairperson, PPV & FRA, Govt. of India
NASC Complex, New Delhi-110012

- f) Advance against Field Gene Banks stood at Rs. 5,08,281/- as opening balance as on 01.04.2015 and Rs. 31,13,386/- was released during the year 2015-16 to various field gene banks. Utilization Certificates of Rs. 19,33,738/- for the year 2015-16 and Rs. 5,000/- for the year 2014-15 and earlier years were received till closing of accounts of 2015-16 and balance of Rs. 10,64,102/- is outstanding as on 31.03.2016 pending receipt of utilization certificates from concerned centers as per **Annexure – G & H.**
- g) The opening balance of advance as on 01.04.2015 against training centers was Rs. 1,96,91,746/- and Rs. 2,78,98,875/- was released during the year 2015-16 to various training centers. Utilization Certificates of Rs. 74,27,785/- for the year 2015-16 and Rs. 46,88,795/- for the year 2014-15 and earlier years were received till closing of accounts of 2015-16 and balance of Rs. 3,51,29,568/- is lying outstanding as on 31.03.2016 pending receipt of utilization certificates from concerned training centres as per **Annexure – I.**
- h) As per utilization certificates received, actual expenditure incurred during the year by some of the DUS Test/Project centers was more than funds released adjusted next year by Rs. 17,92,797/- Since the excess expenditure incurred relates to current year, necessary liability has been created which shall be released on approval of Competent Authority and in case additional expenditure incurred was not found justified; the liability created shall be written back.
- i) In certain cases the advances have been adjusted on the basis of provisional utilization certificates. Further, the advances outstanding are subject to reconciliation and confirmation by the DUS center/ project authorities.
- j) Pending receipts of UCs for the year 2015-16 from Existing DUS Centres, New DUS Centres, Field Gene Banks, Referral Laboratories and Training Centres a lump sum provision for expenses against grants given to Institutions/ organizations and expenses against Training and awareness programme of Rs. 2,33,00,000/- and Rs. 2,04,00,000/- respectively has been made on estimated basis.
- k) Annual fee has been considered as due on completion of one year from the date of registration of the crop variety. Accordingly, accounting has been made for annual fee receivable, received in advance and refundable as on 31.03.2016. No annual fee has, however, been considered as receivable if validity period of the registered variety expires before the due date of annual fee. Further, as per gazette notification dated 26th August, 2009, the breeders or agent and licensee are also required to pay a certain percentage of sale value of the seeds and royalty of the registered variety. As on 31-03-2016 the share of sale value and royalty was due in 202 cases but Authority received Rs.60,81,630/- only from 13. No income for amount due could be accounted for in the absence of details of sale value available from breeders or agent and licensee in remaining cases for which necessary follow up action is being taken. In case any breeder, agent or licensee fails to deposit the fee for two consecutive years, a notice is required to be issued and on failure of compliance with the directions in the notice, all the admissible protections are declared forfeited. As on 31-03-2016, annual fee amounting to Rs. 7,70,010/- has not been received for two consecutive years in 180 cases for which necessary action is being taken.


7. Taxation

As per section 91 of PPV & FRA Act 2001, "Authority is not liable to pay any wealth tax, income tax, or any other tax in respect of their wealth,

income, profits or gains derived", and hence no provision for current and deferred income tax has been made.


J.P SINGH
Financial Advisor, PPV & FRA, Govt. of India
NASC Complex, New Delhi-110012


R. C. AGRAWAL
Registrar General, PPV & FRA, Govt. of India
NASC Complex, New Delhi-110012


R. R. HANCHINAL
Chairperson, PPV & FRA, Govt. of India
NASC Complex, New Delhi-110012

8. Imprest

The outstanding amount of imprest was Rs. 21,996/- in head office, Rs. 52/- in Ranchi and Rs 767/- in Guwahati.

9. Gene Fund

During the year, a contribution of Rs. 1,85,00,000/- was received from Authority Fund and after taking into account interest, annual fees, and other income, the balance amount of Rs. 2,97,80,506/- is transferred to Gene Fund Account.

10. Current Liabilities

- (a) Out of Rs. 1,55,087/- payable as on 31.03.2015, a sum of Rs. 1,12,111/- has been paid during the year, leaving a balance of Rs. 42,976 which is under process of settlement. A sum of Rs. 1,02,304/- is payable on account of NPS for the year 2015-16.

11. Government Grants

In accordance with Accounting Standard (AS)-12 issued by the Institute of Chartered Accountants of India, grants related to depreciable assets are treated as deferred income which is recognized in the Income and Expenditure Account over the useful life of the asset. Accordingly fixed asset purchased during the year out of the grants received from the Government of India were added as contribution to Corpus/Capital Fund amounting to Rs.4,28,960/- and depreciation charged during the year for Rs. 12,13,294/- was deducted from Corpus Fund by corresponding credit to Income & Expenditure Account as deferred income.

12. Retirement Benefits

- (A) **Gratuity-** Gratuity liability of the employees has been provided on actuarial valuation based upon total number of year of service rendered by the employee subject to a maximum amount of Rs. 10.00 Lacs. The summarized positions of gratuity liability recognized in the balance sheet are as under

	(In Rs.)
(a) Present value of obligation as on 01.04.2015	16,94,211
(b) Expenses recognized in the income and expenditure account for the FY 2015-16	4,05,947
(c) Present value of obligation as on 31.03.2016	21,00,158

Actuarial Assumptions

Principal assumptions used for actuarial valuation are as under

Method used - Projected unit credit method

Discounting rate	8.00%
Future salary increase	5.50%

- (B) **Leave Encashment** - The liability for earned leave to employee is ascertained based on actuarial valuation at the yearend taking into account leave earned, encashment, availed, lapsed and compensated absence while in service and on exit as per rules of the Authority in accordance with AS-15(R).

The summarized position of earned leave liability including compensated absence as on 31.03.2016 is as under.



J.P. SINGH
Financial Advisor, PPV & FRA, Govt. of India
NASC Complex, New Delhi-110012



R. C. AGRAWAL
Registrar General, PPV & FRA, Govt. of India
NASC Complex, New Delhi-110012



R. R. HANCHINAL
Chairperson, PPV & FRA, Govt. of India
NASC Complex, New Delhi-110012

	(In Rs.)
(a) Present value of obligation as on 01.04.2015	18,91,816
(b) Expenses recognized in the income and expenditure account for the FY 2015-16	4,80,911
(c) Benefit Paid during the year	(36,785)
(c) Present value of obligation as on 31.3.2016	23,35,942

Actuarial Assumptions

Principal assumptions used for actuarial valuation are as under;

Method used - Projected unit credit method

Discounting rate	8.00%
Future salary increase	5.50%

13. Foreign Currency Transactions


During the year there is no Foreign currency transaction has been made by the authority.

14. Prior Period Adjustment Account

The utilizations against advances given to various DUS Centers, Projects and Training Centers during FY 2013-14 was done on the basis of utilization certificate received upto the date of finalization of accounts for the year 2013-14. The utilization certificates received during the year 2015-16 relating to the period 2013-14 or earlier have therefore been accounted for under the head prior period expenses. The utilization certificate relating to the year 2014-15 received in 2015-16 were adjusted against provision made and expenses in excess of provision were accounted for under direct head of account. Similarly for the income/expenses relating to earlier period for which no liability was created in the respective years have also been accounted for in prior period adjustment account.

15. Previous Year Figures

Corresponding figures for the previous year have been regrouped/reclassified wherever necessary to conform to current year classification.



J.P SINGH
Financial Advisor, PPV & FRA, Govt. of India
NASC Complex, New Delhi-110012



R. C. AGRAWAL
Registrar General, PPV & FRA, Govt. of India
NASC Complex, New Delhi-110012



R. R. HANCHINAL
Chairperson, PPV & FRA, Govt. of India
NASC Complex, New Delhi-110012



कार्यालय महानिदेशक लेखा परीक्षा (केन्द्रीय व्यय)
Office of the Director General of Audit (Central Expenditure)
इन्द्रप्रस्था एस्टेट, नई दिल्ली-110 002
Indraprastha Estate, New Delhi - 110 002

ए.एम.जी-IV/एस.ए.आर/पी.पी.टी.एवं.एफ.आर.ए/9-10/2016-17/

दिनांक: 5.10.16

सेवा में,

सचिव, भारत सरकार
कृषि मंत्रालय,
कृषि एवं सहकारिता विभाग
कृषि भवन,
नई दिल्ली-110001

विषय : वर्ष 2015-16 के लिए पौधा किस्म और कृषक अधिकार संरक्षण प्राधिकरण, नई दिल्ली के लेखाओं पर पृथक लेखापरीक्षा प्रतिवेदन

महोदय/महोदय,

मैं पौधा किस्म और कृषक अधिकार संरक्षण प्राधिकरण, नई दिल्ली के वर्ष 2015-16 के प्रमाणित वार्षिक लेखे की प्रति उसके प्रतिवेदन तथा लेखापरीक्षा प्रमाणपत्र की प्रति सहित संसद के पटल पर रखने के लिए संलग्न करता हूँ।

संसद को प्रस्तुत कर दरखास्त की दो प्रतियाँ उस तिथि को दशते हुए जब वे संसद को प्रस्तुत किये गए थे, इस कार्यालय को तथा भारत के नियंत्रक एवं महालेखापरीक्षक के कार्यालय को भेजी जाए।

कृपया यह सुनिश्चित किया जाये कि पृथक लेखापरीक्षा प्रतिवेदन को संसद के दोनों सदनों के समक्ष प्रस्तुत करने से पहले वार्षिक लेखाओं को शासी निकाय (Governing Body) द्वारा अनुमोदित अवश्य करा लिया जाये तथा यह भी सुनिश्चित करें कि 2015-16 के लेखापरीक्षा प्रतिवेदन एवं लेखापरीक्षा प्रमाणपत्र को संसद के पटल पर रखने से पहले सभी पूर्व वर्षों के लेखापरीक्षा प्रतिवेदन एवं लेखापरीक्षा प्रमाणपत्र संसद के पटल पर प्रस्तुत किये जा चुके हों।

लेखापरीक्षा प्रतिवेदन का हिंदी अनुवाद एवं इसे जारी करने से सम्बन्धित सभी कार्यों को आपके निकाय द्वारा किया जाना ही अपेक्षित है। पृथक लेखापरीक्षा प्रतिवेदन का हिंदी अनुवाद जारी करते समय निम्नलिखित अस्वीकरण (disclaimer) अंकित करें।

"प्रस्तुत प्रतिवेदन मूल रूप से अंग्रेजी में लिखित पृथक लेखापरीक्षा प्रतिवेदन का हिंदी अनुवाद है। यदि इसमें कोई विसंगति परिलक्षित होती है तो अंग्रेजी में लिखित प्रतिवेदन मान्य होगा।"

महदीय,

संलग्नक:दशोपरी

हस्ता
निदेशक (ए.एम.जी-IV)

३०/१०/१६

Ph : 01-11-23464100
Fax : 01-11-23702271

A.G.O.P. Building, I.P. Estate, New Delhi-110002
e-mail: dgacr@cag.gov.in


✓ ए.एम.जी-IV/एस.ए.आर/पी.पी.वी.एवं.एफ.आर.ए/9-10/2016-17/१०३३

दिनांक: 5.10.16

प्रति, प्रमाणित वार्षिक लेखे कि प्रति, उसके लेखापरीक्षा प्रतिवेदन तथा लेखापरीक्षा प्रमाणपत्र की प्रति सहित महापंजीकार, पौधा किस्म और कृषक अधिकार संरक्षण प्राधिकरण, एन.ए.एस.सी. कॉम्प्लेक्स, (टोडा पुर के सामने), डी.पी.एस मार्ग, नई दिल्ली 110012 को आवश्यक कार्यवाही हेतु अद्योषित की जाती है। वार्षिक लेखाओं की हिंदी प्रति की 1 प्रति आवश्यक कार्यवाही हेतु इस कार्यालय को भेजी जाए।

संसद को प्रस्तुत कर दस्तावेज की दो प्रतियाँ उस तिथि को दर्शाते हुए, जब ये संसद को प्रस्तुत किये गए थे, इस कार्यालय को तथा भारत के नियंत्रक एवं महालेखापरीक्षक के कार्यालय को भेजी जाए।

संलग्नक:यथोपरी


निदेशक (ए एम जी -IV)

ए.एम.जी-IV/एस.ए.आर/पी.पी.वी.एवं.एफ.आर.ए/9-10/2016-17/

दिनांक: 5.10.16

प्रति, प्रमाणित वार्षिक लेखे कि प्रति, उसके लेखापरीक्षा प्रतिवेदन तथा लेखापरीक्षा प्रमाणपत्र की प्रति सहित प्रशासन अधिकारी (रिपोर्ट -ए बी), भारत के नियंत्रक एवं महालेखापरीक्षक का कार्यालय, 9, टीन टयाल उपाध्याय मार्ग, नई दिल्ली-110124 को अद्योषित की जाती है।

यह महानिदेशक लेखापरीक्षा, केंद्रीय व्यय के अनुमोदन से जारी किया जा रहा है।

संलग्नक:यथोपरी

—हस्ता—
निदेशक (ए एम जी -IV)


Separate Audit Report of the Comptroller & Auditor General of India on the Accounts of Protection of Plant Varieties & Farmers' Rights Authority (PPV&FRA) for the year ended 31 March 2016

1. We have audited the attached Balance Sheet of Protection of Plant Varieties & Farmers' Rights Authority (PPV&FRA) as at 31st March 2016 and the Income and Expenditure Account and Receipts and Payments Account for the year ended on that date under Section 19(2) of the Comptroller & Auditor General's (Duties, Powers & Conditions of Service) Act, 1971 read with Section 62 (2) of the PPV&FR Act, 2001. These financial statements include the accounts of 2 units/branches of the PPV&FRA. These financial statements are the responsibility of the PPV&FRA's management. Our responsibility is to express an opinion on these financial statements based on our audit.
2. This Separate Audit Report contains the comments of the Comptroller & Auditor General of India (CAG) on the accounting treatment only with regard to classification, conformity with the best accounting practices, accounting standards and disclosure norms, etc. Audit observation on financial transactions with regard to compliance with the Laws, Rules & Regulation (Propriety and Regularity) and efficiency-cum-performance aspects, etc., if any, are reported through Inspection Reports/CAG's Audit Report separately.
3. We have conducted our audit in accordance with auditing standards generally accepted in India. These standards require that we plan and perform the audit to obtain reasonable assurance about whether the financial statements are free from material misstatements. An audit includes examining, on a test basis, evidences supporting the amounts and disclosures in the financial statements. An audit also includes assessing the accounting principles used and significant estimates made by management, as well as evaluating the overall presentation of financial statements. We believe that our audit provides a reasonable basis for our opinion.
4. Based on our audit, we report that:
 - (i) We have obtained all the information and explanation, which to the best of our knowledge and belief were necessary for the purpose of our audit.
 - (ii) The Balance Sheet, Income & Expenditure Account and Receipts and Payments Account dealt with by this report have been drawn up in uniform format of accounts as prescribed by the Government of India, Ministry of Finance.
 - (iii) In our opinion, proper books of accounts and other relevant records have been maintained by the PPV&FRA as required under Section 62 (1) of PPV&FR Act 1962 in so far as it appears from our examination of such books.
 - (iv) We further report that:
 - A. Receipts Payments Accosts**
 - A.1 Receipts**
 - (i) PPV &FRA had received grant-in-aid of ₹150 lakh on 5.04.2016 but the same has been shown as receipts in Receipts and Payments Account (2015-16). This has resulted in overstatement of Receipts & Bank Balances by ₹150 lakh..
 - (ii) The receipts do not include interest on sweep deposit of ₹50,21,177 (Syndicate bank ₹9,67,426 and State bank of India ₹40,53,751) resulting in understatement of Receipts and Bank Balances by ₹ 50.21 lakh.

B. General

- B.1** The Authority has not provided liability of ₹ 7.38 lakh (Plan) of unutilised grants in Current Liability.
- B.2** In the Receipts and Payments Accounts closing balance of imprest has been shown as ₹25,819 whereas in Current Assets, Loans & Advances (Schedule 11) it was taken as ₹22,815. The difference of ₹3,004 in closing balance may be reconciled
- C.** Grant-in-aid The authority received Plan grant-in-aid during 2015-16 to the tune of ₹1,585.44 lakh and had an opening balance of ₹14.56 lakh. Out of the total funds of ₹1,600.00 lakh is utilised ₹1,592.62 lakh leaving an unspent balance of ₹7.38 lakh under Plan.
- v. Subject to our observations in the preceding paragraphs, we report that the Balance Sheet, Income and Expenditure Account and Receipts and Payments Account dealt with by this report are in agreement with the books of accounts.
- vi. In our opinion and to the best of our information and according to the explanations given to us, the said financial statements read together with the Accounting Policies and Notes on Accounts, and subject to the significant matters stated above and other matters mentioned in Annexure to this Audit Report give a true and fair view in conformity with accounting principles generally accepted in India:
- a. In so far as it relates to the Balance Sheet, of the state of affairs of the Protection of Plant Varieties & Farmers' Rights Authority as at 31 March 2016; and
- b. In so far as it relates to Income and Expenditure Account of the surplus for the year ended on that date.

For and on behalf of the C&AG of India



Director General of Audit
Central Expenditure

Place : New Delhi
Date : 06.10.2016

Annexure

1. Adequacy of internal audit system

The Authority has no separate internal audit department due to shortage of regular staff in the Finance Section. Internal Audit has been done upto the year 2014-15 by Chartered Accountant,

2. Adequacy of internal control system

Internal control is weak in the following areas and needs strengthening

- (i) Release of grant-in-aid to DUS Centre, training centres without receipt of UCS in respect of the previous releases.
- (ii) Release of grant-in-aid to some DUS centre and training centres even though no expenditure has been incurred by them in the previous year resulting in huge unspent balance at the year end.
- (iii) Internal Audit has not been done for the year 2015-16.

3. System of physical verification of fixed assets

The physical verification of fixed assets for the year 2015-16 had been conducted and no loss has been reported.

4. System of physical verification of inventory

The physical verification of stationery and consumables etc. had been conducted up to March 2016 and no material deficiency was reported.

5. Regularity in payment of statutory dues

No payment over six months in respect of statutory dues was outstanding as on 31.3.2016

MANAGEMENT'S REPLY

Point wise reply on Draft Separate Audit Report of the Comptroller & Auditor General of India on the Accounts of Protection of Plant Varieties & Farmers' Rights Authority (PPVFRA) for the year ended 31st March, 2016.

COMMENTS BASED ON AUDIT	REPLY
<p>1. We have audited the attached Balance Sheet of Protection of Plant Varieties & Farmers' Rights Authority (PPV & FRA) as at 31st March, 2016 and Income and Expenditure Account and Receipts and Payments Account for the year ended on that date under Section 19(2) of the Comptroller & Auditor General's (Duties, Powers & Conditions of Service) Act, 1971 read with Section 62(2) of the PPV&FR Act, 2001. These financial statements include the accounts of 2 units/branches of the PPV & FRA. These financial statements are the responsibility of the PPV & FRA's management. Our responsibility is to express an opinion on these financial statements based on our audit.</p>	Being statement of facts, needs no reply.
<p>2. This Separate Audit Report contains the comments of the Comptroller & Auditor General of India (CAG) on the accounting treatment only with regard to classification, conformity with the best accounting practices, accounting standards and disclosure norms, etc. Audit observation on financial transactions with regard to compliance with the Laws, Rules & Regulation (Propriety and Regularity) and efficiency-cum-performance aspects etc., if any, are reported through Inspection Reports/CAG's Audit Report separately.</p>	Being statement of facts, needs no reply.
<p>3. We have conducted our audit in accordance with auditing standards generally accepted in India. These standards require that we plan and perform the audit to obtain reasonable assurance about whether the financial statements are free from material misstatements. An audit includes examining, on a test basis, evidences supporting the amounts and disclosures in the financial statements. An audit also includes assessing the accounting principles used and significant estimates made by management, as well as evaluating the overall presentation of financial statements. We believe that our audit provides a reasonable basis for our opinion.</p>	Being statement of facts, needs no reply.
<p>4. Based on our audit, we report that:</p>	



R. C. AGRAWAL
Registrar General, PPV & FRA, Govt. of India
NASC Complex, New Delhi-110012



R. R. HANCHINAL
Chairperson, PPV & FRA, Govt. of India
NASC Complex, New Delhi-110012

(i) We have obtained all the information and explanation, subject to observation in the report, which to the best of our knowledge and belief were necessary for the purpose of our audit.	Being statement of facts, needs no reply.
(ii) The Balance Sheet, Income & Expenditure Account and Receipts and Payments Account dealt with by this report have been drawn up in uniform format of accounts as prescribed by the Government of India, Ministry of Finance.	Being statement of facts, needs no reply.
(iii) In our opinion, proper books of accounts and other relevant records have been maintained by the PPV & FRA as required under Section 62(1) of the PPV & FR Act in so far as it appears from our examination of such books. (iv) We further report that: A. Receipts & Payments Account	Being statement of facts, needs no reply.
(i) PPV & FRA had received grant in aid of Rs. 150 lakh on 5.4.2016 but the same has been shown as receipts in Receipts and Payments Account (2015-16). This has resulted in overstatement of Receipts & Bank Balances by Rs. 150 lakh.	<p>The Sanction Order no. 1-5/2015-SD.V dated 30.03.2016 for release of Rs. 150 lakh to PPV & FRA pertaining to the financial year 2015-16 was issued by Ministry of Agriculture & Farmers Welfare, Department of Agriculture, Cooperation & Farmers Welfare, New Delhi on 30th March, 2016. The amount of Rs.150 lakh was, however, credited to Authority's bank account on 5.4.2016. The amount relating to the financial year 2015-16 was correctly reflected by giving effect in the annual accounts for the year 2015-16 as per accounting principles by showing the amount in bank reconciliation amount as amount deposited on 30/31.3.2016 but credited by bank on 5.4.2016.</p> <p>Hence, there has been no overstatement of Rs. 150 lakh in Receipts and Payments Account.</p> <p>The point may please be dropped.</p>
(ii) The receipts do not include interest on sweep account of Rs. 50,21,177 (Syndicate Bank Rs. 9.67,426 and State Bank of India Rs. 40,53,751) received during the year 2015-16 resulting in understatement of Receipts and Bank balances by Rs. 50.21 lakh.	<p>The Authority maintains the amount excess over clear balance of Rs. 10 lakh of Main Bank Account in Sweep/Mod Account. Whenever the Sweep Account is utilised for honouring of cheques issued beyond clear balance from Authority Main Bank Account, the amount is transferred from Sweep Account from time to time as per requirement to Authority's bank account inclusive of interest earned on concerned sweep account upto that day by the bank. Therefore, Interest on Sweep Account is reflected in the balance of Authority Bank Account</p>



R. C. AGRAWAL
Registrar General, PPV & FRA, Govt. of India
NASC Complex, New Delhi-110012



R. R. HANCHINAL
Chairperson, PPV & FRA, Govt. of India
NASC Complex, New Delhi-110012

	<p>which is shown in R&P A/c as part of closing bank balances automatically.</p> <p>The Interest earned on Sweep A/c is accounted for in Income and Expenditure Account as per accrual system by passing necessary journal entry.</p> <p>Therefore, the total amount of Rs. 50,21,177/- earned as Interest on Sweep A/cs with SBI and Syndicate Bank is shown under the head Interest Earned (Authority Account) at Page 15/Schedule 17 item-3 and 2 respectively i.e. Rs. 9,67,426 is for Syndicate Bank and Rs. 40,53,751 (this is based on actual receipt basis while the figure of Rs. 43,58,960/- is adjusted figure based on accrual system) State Bank of India relates to Interest earned while encashing Sweep/Mod Accounts</p> <p>Hence, there has been no understatement of Receipt and bank balances.</p> <p>The point may, therefore, be dropped</p>
<p>(iii) In the Receipts and Payments Account closing balance of Rs. 25,000 has been shown as Imprest balance which excludes Rs. 52 of Ranchi Branch and Rs. 767 of Guwahati Branch whereas in Current Assets Loans & Advances (Schedule 11) it was taken as Rs. 22,815 which includes Rs. 52 of Ranchi Branch and Rs. 767 of Guwahati Branch. This resulted in overstatement of closing balance by Rs. 3,004.</p> <p>B. General:</p> <p>B.1 Fixed Assets (Schedule 8A)-Rs. 2.36 crore</p>	<p>The aggregate difference of Rs. 3,004/- in cash in hand balance consists of two transactions consisting of Rs. 2981/- which has been inadvertently entered twice in the cash account and another net amount of Rs. 23/- on account of excess deposited in the bank. The same is being rectified by reversal entry in the current financial year.</p> <p>Hence, the point may be dropped.</p>
<p>The above do not include Rs. 4,125 for purchase of Library books during the year whereas the same was added in Library Accession register. This has resulted in understatement of Fixed Asset as well as Capital Fund by Rs. 4,125.</p>	<p>The 5 copies of a book (i.e. Rs.825/- each) at a cost of Rs. 4,125/- were purchased during the year 2015-16 which was booked as revenue expenditure since its life was not considered for more than a year. The meagre amount of Rs. 4,125/-, not much of consequence, has not resulted in understatement of fixed assets as well as capital fund.</p> <p>The point of CAG has, however, been noted and will be taken due care in the coming years.</p> <p>Hence, the point may be dropped.</p>
<p>B.2 There is difference of Rs. 1.80 lakh between figures shown in Schedule 14 of Income & Expenditure Accounts and Receipts and</p>	<p>The difference of Rs. 20,000/- (DUS Test Fee) and Rs. 400/- (Entrance fee) is owing to fact that the cheques received of these amounts were deposited in the bank</p>



R. C. AGRAWAL
Registrar General, PPV & FRA, Govt. of India
NASC Complex, New Delhi-110012



R. R. HANCHINAL
Chairperson, PPV & FRA, Govt. of India
NASC Complex, New Delhi-110012

Payments Accounts under 3 sub-heads as follows:

Head	As per schedule 14	As per R&P	Difference
DUS Test fee	1,24,10,000	1,24,30,000	20,000
Entrance fee	1,53,04,200	1,53,04,600	400
Annual Renewal fee	19,81,000	18,21,000	1,60,000
		Total:	1,80,400

This needs to be reconciled

but returned by the bank unpaid. The receipts were, therefore, reversed in our books of accounts. As may be seen, the amount of Rs. 20,400/- is included in the figure of Rs. 70,410/- shown in the R&P A/c as reversal of stale demand draft. As regards to difference of Rs. 1,60,000/- in annual renewal fee, it is submitted that it is due to inadvertently deposit of cheque in Gene Fund Account instead of Authority Account which was later on rectified.

Hence, all the balances are fully reconciled.

The point may be dropped.

C. Grant-in-aid:

The authority received Plan grants-in-aid during 2015-16 to the tune of Rs. 1,585.44 lakh and had an opening balance of Rs. 14.56 lakh. Out of the total funds of Rs. 1,600 lakh, it utilised Rs. 1,592.62 lakh leaving an unspent balance of Rs. 7.38 lakh under plan.

Being statement of facts, needs no reply.



R. C. AGRAWAL
Registrar General, PPV & FRA, Govt. of India
NASC Complex, New Delhi-110012



R. R. HANCHINAL
Chairperson, PPV & FRA, Govt. of India
NASC Complex, New Delhi-110012

ANNEXURE

<p>1. Adequacy of Internal Audit System:</p> <p>The Authority has no separate internal audit department due to shortage of regular staff in the Finance Section.</p> <p>2. Adequacy of Internal Control System:</p> <p>Internal control is weak in the following areas and needs strengthening:-</p> <p>(i) Release of grants-in-aid to DUS Centres, training centres without receipt of UCs in respect of previous releases.</p> <p>(ii) Release of grants-in-aid to some DUS Centres and training centres even though no expenditure has been incurred by them in the diture has been incurred by them in previous years suliting alance at years resulting in huge unspent balance at the year end.</p>	<p>Being statement of facts, needs no reply. However, necessary actions are being initiated for strengthening the Internal Audit System.</p> <p>The Authority is a body corporate, statutory organisation, established by an Act of Parliament and inherently permanent in nature.</p> <p>i) The advances are released to different Govt. organisations viz. ICAR Research Institutes, State Agril. Universities, other research institutes under MoEF, Krishi Vigyan Kendras and CSIR for various functions including conduct of DUS test, maintenance of reference varieties, farmers' varieties etc. These are being utilised under assigned heads and best efforts are made to obtain AUCs/SOE before further release of grants in a financial year. These are adjusted in the Accounts section as per CAG prescribed procedure based on files, records made available by Registrars.</p> <p>ii) Authority conduct DUS review meeting annually and officials visit different centers to review physical and financial progress.</p> <p>In case of unspent balances, Authority contact PIs or persons responsible on a regular basis for obtaining AUCs/SOEs in time or to obtain refunds in case of non utilisation in time. However, Authority also faces a shortage of manpower in technical, administrative and financial section.</p> <p>The Authority will, however, further review and evolve an effective financial/technical control system for monitoring the outstanding advances so that utilisation certificates against the funds released are received timely and unspent balance if any is recovered to keep the blocking of funds at the minimum possible level.</p>
--	--



R. C. AGRAWAL
Registrar General, PPV & FRA, Govt. of India
NASC Complex, New Delhi-110012



R. R. HANCHINAL
Chairperson, PPV & FRA, Govt. of India
NASC Complex, New Delhi-110012


<p>3. System of Physical verification of fixed assets: The physical verification of fixed assets for the year 2015-16 had been conducted and no loss has been reported.</p>	<p>Being statement of facts, needs no reply.</p>
<p>4. System of physical verification of inventory: The physical verification of stationery and consumables etc. had been conducted up to March 2016 and no material deficiency was reported.</p>	<p>Being statement of facts, needs no reply.</p>
<p>5. Regularity in payment of statutory dues: No payment over six months in respect of statutory due was outstanding as on 31.3.2016.</p>	<p>Being statement of facts, needs no reply.</p>



R. C. AGRAWAL
Registrar General, PPV & FRA, Govt. of India
NASC Complex, New Delhi-110012



R. R. HANCHINAL
Chairperson, PPV & FRA, Govt. of India
NASC Complex, New Delhi-110012





Approved in 26th Meeting (Agenda item No. 4) of Protection of
Plant Varieties and Farmers' Rights Authority held on
11th November, 2016 at New Delhi

Protection of Plant Varieties and Farmers' Rights Authority

NASC Complex, DPS Marg, Opp- Todapur Village,
New Delhi-110 012

100 Copies